


PERTAMINA GRAND PRIX OF INDONESIA
Free Practice Nr. 1
Classification

3

	Rider	Nation	Team	Motorcycle	Time	Lap	Total	Gap	Top Speed
1	19 Farish HAFIY	MAL	Idemitsu ATC - MALAYSIA	HONDA	1'43.877	14	14		200.7
2	7 Kiandra RAMADHIPA	INA	Idemitsu ATC - INDONESIA	HONDA	1'44.041	13	14	0.164 0.164	200.0
3	2 Zen MITANI	JPN	Idemitsu ATC - JAPAN	HONDA	1'44.118	13	14	0.241 0.077	196.0
4	9 Riichi TAKAHIRA	JPN	Idemitsu ATC - JAPAN	HONDA	1'44.294	9	12	0.417 0.176	198.1
5	20 Kiattisak SINGHAPONG	THA	Idemitsu ATC - THAILAND	HONDA	1'44.673	8	8	0.796 0.379	198.5
6	16 Ryota OGIWARA	JPN	Idemitsu ATC - JAPAN	HONDA	1'44.701	13	14	0.824 0.028	199.6
7	14 Seiryu IKEGAMI	JPN	Idemitsu ATC - JAPAN	HONDA	1'44.904	13	14	1.027 0.203	200.7
8	6 Levi Kwan RUSSO	AUS	Idemitsu ATC - AUSTRALIA	HONDA	1'45.168	14	14	1.291 0.264	200.0
9	24 Davino BRITANI	INA	Idemitsu ATC - INDONESIA	HONDA	1'45.195	8	14	1.318 0.027	200.3
10	22 Alfonsi DAQUIGAN	PHI	Idemitsu ATC - PHILIPPINES	HONDA	1'45.328	12	14	1.451 0.133	197.8
11	11 Sarthak CHAVAN	IND	Idemitsu ATC - INDIA	HONDA	1'45.441	6	14	1.564 0.113	195.6
12	5 Tanachat PRATUMTONG	THA	Idemitsu ATC - PHILIPPINES	HONDA	1'45.608	13	14	1.731 0.167	196.7
13	21 Rintaro TAKEMOTO	JPN	Idemitsu ATC - JAPAN	HONDA	1'46.626	12	14	2.749 1.018	197.0
14	23 Kitsada TANACHOT	THA	Idemitsu ATC - THAILAND	HONDA	1'46.915	14	14	3.038 0.289	195.6
15	17 Farhan NAQIB	MAL	Idemitsu ATC - MALAYSIA	HONDA	1'47.504	8	14	3.627 0.589	196.0
16	18 Chiranth VISHWANATH	IND	Idemitsu ATC - INDIA	HONDA	1'47.550	8	13	3.673 0.046	196.7
17	3 Asyraff ZAUAN	MAL	Idemitsu ATC - MALAYSIA	HONDA	1'47.781	11	14	3.904 0.231	197.0
18	15 Achie SCHMIDT	AUS	Idemitsu ATC - AUSTRALIA	HONDA	1'47.800	14	14	3.923 0.019	200.7
19	12 Rikki HENRY	AUS	Idemitsu ATC - AUSTRALIA	HONDA	1'49.399	10	14	5.522 1.599	189.8
20	8 Rakshith DAVE	IND	Idemitsu ATC - INDIA	HONDA	1'49.479	13	13	5.602 0.080	196.0

Practice condition: Dry

Air: 31°

Humidity: 68%

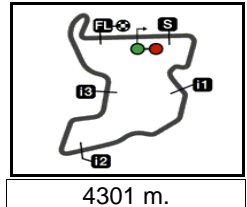
Ground: 60°

Fastest Lap: Lap: 14 Farish HAFIY 1'43.877 149 Km/h

The results are provisional until the end of the limit for protest and appeals.

Time limit for protest expires 60' after publication of the results - Time:

DORNA DATA PROCESSING TIMING SERVICE DORNA DATA PROCESSING TIMING SERVICE DORNA DATA PROCESSING TIMING SERVICE DORNA DATA PROCESSING TIMING SERVICE DORNA DATA PROCESSING TIMING SERVICE DORNA DATA PROCESSING TIMING SERVICE DORNA DATA PROCESSING TIMING SERVICE DORNA DATA PROCESSING TIMING SERVICE DORNA DATA PROCESSING TIMING SERVICE DORNA DATA PROCCESSS



PERTAMINA GRAND PRIX OF INDONESIA

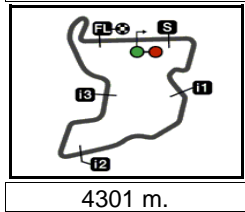
Free Practice Nr. 1

Top Speed & Average

4



Rider	Nation	Motorcycle	Top 5 speeds					Average	Top
14 Seiryu IKEGAMI	JPN	HONDA	200.7	199.6	197.8	197.0	196.7	198.4	200.7
15 Achie SCHMIDT	AUS	HONDA	200.7	200.3	198.8	198.5	197.8	199.2	200.7
19 Farish HAFIY	MAL	HONDA	200.7	198.8	196.7	195.6	194.9	196.9	200.7
24 Davino BRITANI	INA	HONDA	200.3	200.0	199.2	198.5	198.1	199.2	200.3
6 Levi Kwan RUSSO	AUS	HONDA	200.0	198.5	197.8	197.4	194.5	196.7	200.0
7 Kiandra RAMADHIPA	INA	HONDA	200.0	198.5	198.1	197.4	197.0	198.2	200.0
16 Ryota OGIWARA	JPN	HONDA	199.6	198.5	198.1	197.8	197.4	198.1	199.6
20 Kiattisak SINGHAPONG	THA	HONDA	198.5	197.8	196.7	196.0	195.2	196.8	198.5
9 Riichi TAKAHIRA	JPN	HONDA	198.1	197.0	196.3	196.0	195.6	196.4	198.1
22 Alfonsi DAQUIGAN	PHI	HONDA	197.8	197.4	197.0	195.2	193.5	196.2	197.8
3 Asyraff ZAQUAN	MAL	HONDA	197.0	196.3	194.9	194.9	194.9	195.6	197.0
21 Rintaro TAKEMOTO	JPN	HONDA	197.0	193.2	192.8	192.8	192.1	193.6	197.0
5 Tanachat PRATUMTONG	THA	HONDA	196.7	194.2	193.8	192.8	192.5	193.8	196.7
18 Chiranth VISHWANATH	IND	HONDA	196.7	193.5	192.5	191.4	191.1	193.0	196.7
2 Zen MITANI	JPN	HONDA	196.0	193.5	192.8	191.8	191.8	193.0	196.0
8 Rakshith DAVE	IND	HONDA	196.0	194.2	194.2	192.5	191.4	193.7	196.0
17 Farhan NAQIB	MAL	HONDA	196.0	196.0	194.2	194.2	193.8	194.8	196.0
11 Sarthak CHAVAN	IND	HONDA	195.6	193.8	192.8	192.1	191.8	193.2	195.6
23 Kitsada TANACHOT	THA	HONDA	195.6	195.6	194.5	194.2	193.8	194.6	195.6
12 Rikki HENRY	AUS	HONDA	189.8	189.4	189.1	188.8	188.4	188.8	189.8



PERTAMINA GRAND PRIX OF INDONESIA

Free Practice Nr. 1

Chronological Analysis of Performances

5

* Lap / Sector time cancelled T1 Time from finish line to 1st intermediate T3 Time from 2nd intermed. to 3rd intermed.
P Crossing the finish line in pit lane T2 Time from 1st intermed. to 2nd intermed. T4 Time from 3rd intermediate to finish line

Lap	Lap Time	T1	T2	T3	T4	Speed	Lap	Lap Time	T1	T2	T3	T4	Speed
1st 19 Farish HAFIY Idemitsu ATC - MALA MAL							4th 9 Riichi TAKAHIRA Idemitsu ATC - JAPA JPN						
Runs=1 Total laps=14 Full laps=13 Valid laps=11							Runs=1 Total laps=12 Full laps=11 Valid laps=7						
1	2'21.618 *	31.628	23.646*	22.314	34.015*	195.6	1	2'34.249	30.675	22.589	21.589	33.089	193.5
2	1'48.534	31.471	22.333	21.817	32.913	192.8	2	1'46.993	31.126	22.138	21.234	32.495	193.2
3	1'46.625	31.040	21.883	21.459	32.243	193.5	3	1'46.553	30.444	21.570	21.915	32.624	197.0
4	1'46.596	30.796	21.810	21.386	32.604	191.8	4	1'48.483 *	30.895	22.951*	21.558	33.079	195.6
5	1'45.975	30.710	21.656	21.251	32.358	191.8	5	1'44.825	30.489	21.164	21.169	32.003	196.0
6	1'49.716 *	30.727	21.717*	24.464	32.808*	194.9	6	1'47.407 *	31.028	21.972*	22.128	32.279	194.2
7	1'45.725	30.699	21.619	21.318	32.089	194.2	7	1'44.706	30.421	21.559	20.729	31.997	193.2
8	1'45.632	30.537	21.569	21.148	32.378	194.9	8	1'44.904 *	30.364	21.440	20.757	32.343*	196.3
9	1'51.884	35.641	21.816	21.355	33.072	196.7	9	1'44.294	30.419	21.550	20.644	31.681	193.2
10	1'44.788	30.316	21.346	21.154	31.972	196.7	10	1'44.538	30.323	21.364	20.934	31.917	193.5
11	1'44.077	30.371	21.392	20.652	31.662	200.7	11	1'44.740	30.689	21.595	20.784	31.672	198.1
12	1'44.529	30.267	21.364	21.006	31.892	192.8	12	1'51.160 *	30.386	21.380	20.646	38.748*	193.8
13	1'48.269 *	30.705	21.925*	23.986	31.653*	198.8	unfinished 30.615 193.8						
14	1'43.877	30.287	21.068	20.811	31.711	198.8							
2nd 7 Kiandra RAMADHIP Idemitsu ATC - INDO INA							5th 20 Kiattisak SINGHAP Idemitsu ATC - THAIL THA						
Runs=1 Total laps=14 Full laps=13 Valid laps=13							Runs=1 Total laps=8 Full laps=7 Valid laps=3						
1	2'32.376	34.478	25.415	22.876	33.980	191.1	1	2'33.531	33.415	25.311	22.719	34.689	190.4
2	1'48.944	32.666	22.175	21.653	32.450	192.8	2	1'48.793	32.126	22.022	21.802	32.843	196.7
3	1'50.121	31.732	21.454	21.256	35.679	192.8	3	1'46.542	30.824	21.509	21.279	32.930	196.0
4	1'46.902	30.852	21.886	21.795	32.369	194.2	4	1'45.565 *	30.316	21.686*	21.112	32.451	198.5
5	1'45.993	30.604	21.657	21.298	32.434	197.0	5	1'46.008 *	30.811	21.392*	21.264	32.541	197.8
6	1'45.686	30.495	22.116	21.004	32.071	200.0	6	1'45.870 *	30.833	22.117*	20.901	32.019	193.8
7	1'46.553	30.668	22.013	21.333	32.539	198.1	7	1'56.538 *	30.132	26.249*	28.185	31.972	195.2
8	1'44.989	30.451	21.771	20.839	31.928	193.8	8	1'44.673	30.027	21.642	21.178	31.826	193.2
9	1'44.474	30.243	21.517	20.969	31.745	194.2	unfinished 30.071 21.543 20.551 193.2						
10	1'44.757	30.145	21.672	20.996	31.944	194.9							
11	1'44.320	30.125	21.488	20.963	31.744	196.3							
12	1'44.300	30.257	21.456	20.792	31.795	197.4							
13	1'44.041	29.902	21.470	20.865	31.804	198.5							
14	1'44.240	30.165	21.705	20.894	31.476	198.5							
3rd 2 Zen MITANI Idemitsu ATC - JAPA JPN							6th 16 Ryota OGIWARA Idemitsu ATC - JAPA JPN						
Runs=1 Total laps=14 Full laps=13 Valid laps=9							Runs=1 Total laps=14 Full laps=13 Valid laps=10						
1	2'34.147	29.504	23.570	21.901	33.201	188.1	1	2'33.647	32.665	25.258	22.716	34.376	193.5
2	1'47.540	31.743	22.017	21.346	32.434	192.8	2	1'48.323	31.680	22.206	21.541	32.896	196.0
3	1'45.863 *	30.559	21.710*	21.335	32.259	191.8	3	1'46.051	30.829	21.592	21.111	32.519	199.6
4	1'46.634 *	31.022	22.057*	21.282	32.273	196.0	4	1'46.908 *	30.823	22.406*	21.102	32.577	198.5
5	1'46.053 *	30.847	21.640*	20.957	32.609	193.5	5	1'45.756	30.725	21.545	21.019	32.467	195.6
6	1'46.778	31.063	22.303	20.990	32.422	194.9	6	1'47.379	31.322	21.944	21.757	32.356	194.5
7	1'45.062	30.493	21.773	20.897	31.899	190.8	7	1'45.295 *	30.567	21.671*	20.870	32.187	194.5
8	1'44.876 *	30.669	21.788*	20.752	31.667	191.1	8	1'45.297	30.548	21.703	20.785	32.261	197.4
9	1'44.718	30.566	21.778	20.720	31.654	191.1	9	1'44.845	30.239	21.701	20.777	32.128	196.3
10	1'44.781	30.407	21.357	20.742	32.275	191.4	10	1'45.382	30.410	21.819	20.970	32.183	197.8
							11	1'45.162	30.354	21.570	21.065	32.173	197.8

Fastest Lap: Farish HAFIY Idemitsu ATC - MALA MAL **1'43.877** 30.287 21.068 20.811 31.711

DORNA DATA PROCESSING TIMING SERVICE DORNA DATA PROCESSING TIMING SERVICE DORNA DATA PROCESSING TIMING SERVICE DORNA DATA PROCESSING TIMING SERVICE DORNA DATA PROCESSING TIMING SERVICE DORNA DATA PROCESSING TIMING SERVICE DORNA DATA PROCESSING TIMING SERVICE DORNA DATA PROCCESSS

Free Practice Nr. 1

ATC

Lap	Lap Time	T1	T2	T3	T4	Speed	Lap	Lap Time	T1	T2	T3	T4	Speed
12	1'44.824 *	30.239	21.608*	20.881	32.096	196.7	10th 22	Alfonsi DAQUIGAN Idemitsu ATC - PHILI PHI					
13	1'44.701	30.183	21.503	20.808	32.207	197.4		Runs=1 Total laps=14 Full laps=12 Valid laps=10					
14	1'44.801	30.162	21.735	20.948	31.956	198.1		1 2'15.590 30.430 23.792 21.790 32.814					
7th 14	Seiryu Ikegami Idemitsu ATC - JAPA JPN						Runs=1 Total laps=14 Full laps=13 Valid laps=12 1 2'21.524 33.906 24.095 23.136 34.442 2 1'49.564 31.725 22.961 22.126 32.752 196.0 3 1'47.256 31.061 22.115 21.617 32.463 196.7 4 1'47.270 30.858 21.920 21.342 33.150 196.3 5 1'45.994 30.638 21.989 21.344 32.023 196.3 6 1'45.549 30.248 21.812 21.460 32.029 196.3 7 1'49.757 * 30.166 21.500 21.504 36.587* 197.8 8 1'46.231 30.459 21.696 21.290 32.786 195.6 9 1'46.733 30.464 21.948 21.195 33.126 194.2 10 1'47.595 31.049 21.716 21.213 33.617 194.2 11 1'45.659 30.508 21.635 21.197 32.319 200.7 12 1'45.118 30.266 21.628 21.058 32.166 199.6 13 1'44.904 30.180 21.542 21.116 32.066 197.0 14 1'44.983 30.388 21.524 20.933 32.138 195.6						
8th 6	Levi Kwan Russo Idemitsu ATC - AUST AUS							Runs=1 Total laps=14 Full laps=13 Valid laps=13 1 2'16.297 30.248 23.613 23.296 33.699 2 1'49.163 31.882 22.798 21.899 32.584 191.4 3 1'47.809 31.287 22.454 21.586 32.482 192.5 4 1'50.277 32.245 24.107 21.542 32.383 192.8 5 1'46.961 31.001 22.300 21.436 32.224 193.2 6 1'46.858 30.818 22.174 21.471 32.395 193.5 7 1'46.593 30.946 22.409 21.221 32.017 197.4 8 1'50.196 34.454 22.106 21.435 32.201 194.5 9 1'46.664 30.791 22.433 21.269 32.171 193.2 10 1'45.900 30.435 21.821 21.072 32.572 194.5 11 1'46.043 31.106 21.640 21.204 32.093 194.5 12 1'45.662 30.472 21.774 21.234 32.182 197.8 13 1'45.295 30.255 21.608 21.132 32.300 198.5 14 1'45.168 30.426 21.771 21.024 31.947 200.0					
9th 24	Davino Britani Idemitsu ATC - INDO INA								Runs=1 Total laps=14 Full laps=12 Valid laps=11 1 2'23.626 33.292 24.226 23.862 35.323 2 1'50.651 32.288 22.689 22.132 33.542 193.2 3 1'53.031 31.414 22.245 26.218 33.154 193.5 4 1'48.007 31.219 21.989 21.938 32.861 194.5 5 1'48.462 30.580 21.936 23.365 32.581 198.5 6 1'46.387 30.711 22.048 21.260 32.368 197.4 7 1'46.564 30.668 21.750 21.387 32.759 195.2 8 1'45.195 30.553 21.705 20.988 31.949 200.0 9 1'45.671 30.330 21.714 21.281 32.346 198.1 10 1'46.222 30.666 21.910 21.331 32.315 195.2 11 1'46.185 30.626 21.879 21.433 32.247 195.6 12 1'46.828 * 30.870 22.632* 21.217 32.109 193.2 13 1'45.706 30.196 21.948 21.511 32.051 199.2 14 1'59.439 P 30.412 21.907 21.393 45.727 200.3				
11th 11	Sarthak Chavan Idemitsu ATC - INDIA IND									Runs=1 Total laps=14 Full laps=13 Valid laps=10 1 2'23.505 35.466 23.430 22.663 34.246 2 1'48.672 31.392 22.589 21.526 33.165 189.1 3 1'47.697 31.264 22.444 21.410 32.579 195.6 4 1'46.703 30.780 22.055 21.237 32.631 189.8 5 1'45.816 30.694 21.864 21.109 32.149 190.4 6 1'45.441 30.701 21.772 21.076 31.892 191.1 7 1'45.590 30.426 21.831 21.092 32.241 191.8 8 1'51.426 35.691 22.278 21.409 32.048 188.8 9 1'46.204 30.722 22.097 21.177 32.208 191.1 10 1'47.329 30.582 21.666 21.107 33.974 192.8 11 1'45.882 30.606 21.698 21.315 32.263 192.1 12 1'47.649 * 30.560 22.139* 21.358 33.592* 193.8 13 1'53.614 * 32.053 26.902* 21.265 33.394 190.1 14 1'48.512 * 31.368 22.366* 21.515 33.263 189.4			
12th 5	Tanachat Pratumn Idemitsu ATC - PHILI THA										Runs=1 Total laps=14 Full laps=13 Valid laps=13 1 2'26.833 33.680 24.762 22.400 34.073 2 1'49.530 32.145 22.615 21.539 33.231 191.8 3 1'47.936 30.926 22.491 21.554 32.965 192.8 4 1'47.221 30.876 22.276 21.198 32.871 196.7 5 1'48.632 31.450 22.278 21.643 33.261 191.4 6 1'48.857 31.539 22.194 22.226 32.898 193.8 7 1'47.290 31.426 21.892 21.209 32.763 194.2 8 1'46.727 31.243 21.553 21.735 32.196 191.8 9 1'46.204 30.761 21.914 21.151 32.378 192.5 10 1'45.787 30.656 21.839 20.937 32.355 191.8 11 1'45.665 30.675 21.970 20.885 32.135 192.5 12 1'45.815 30.697 21.841 20.963 32.314 191.8 13 1'45.608 30.423 21.828 21.102 32.255 192.1 14 1'46.855 30.761 21.836 21.689 32.569 191.1		
13th 21	Rintaro Takemoto Idemitsu ATC - JAPA JPN											Runs=1 Total laps=14 Full laps=13 Valid laps=13 1 2'34.159 34.014 25.904 22.778 35.095 2 1'50.126 32.096 22.690 21.731 33.609 189.8 3 1'49.721 31.607 22.770 21.761 33.583 192.8	

Fastest Lap: Farish Hafiy Idemitsu ATC - MALA MAL 1'43.877 30.287 21.068 20.811 31.711

DORNA DATA PROCESSING TIMING SERVICE DORNA DATA PROCESSING TIMING SERVICE DORNA DATA PROCESSING TIMING SERVICE DORNA DATA PROCESSING TIMING SERVICE DORNA DATA PROCESSING TIMING SERVICE DORNA DATA PROCESSING TIMING SERVICE DORNA DATA PROCESSING TIMING SERVICE DORNA DATA PROCCESSS



Free Practice Nr. 1

ATC

Lap	Lap Time	T1	T2	T3	T4	Speed	Lap	Lap Time	T1	T2	T3	T4	Speed
4	1'49.628	31.748	22.753	21.677	33.450	192.1	9	1'54.237 P	32.152	23.800	22.084	36.201	175.6
5	1'48.783	31.451	22.475	21.616	33.241	191.1	10	3'32.332	40.350	24.529	24.779	33.003	
6	1'48.012	31.136	22.425	21.502	32.949	191.8	11	1'47.638	30.814	22.234	21.488	33.102	190.4
7	1'48.365	31.352	22.456	21.560	32.997	191.1	12	1'48.470 *	30.852	23.506*	21.445	32.667	191.4
8	1'47.438	30.981	22.250	21.327	32.880	191.8	13	1'47.679	30.764	22.331	22.049	32.535	192.5
9	1'47.385	30.912	22.298	21.457	32.718	191.1							
10	1'46.964	30.782	22.106	21.301	32.775	190.8							
11	1'46.950	30.921	22.073	21.290	32.666	191.4							
12	1'46.626	30.633	21.970	21.157	32.866	192.8							
13	1'47.685	30.648	22.991	21.554	32.492	197.0							
14	1'47.146	30.636	22.463	21.296	32.751	193.2							

14th 23 Kitsada TANACHOT Idemitsu ATC - THAIL THA

Runs=1 Total laps=14 Full laps=13 Valid laps=11

1	2'24.835	35.248	24.981	22.663	33.879	
2	1'51.790	32.002	23.667	22.111	34.010	189.8
3	1'49.163	31.266	22.540	22.062	33.295	193.8
4	1'47.936	31.365	22.354	21.387	32.830	193.2
5	1'51.003	31.211	21.866	25.028	32.898	191.8
6	1'48.601	30.788	21.754	23.200	32.859	194.2
7	1'47.353	31.019	22.042	21.566	32.726	193.5
8	1'47.465	30.961	22.505	21.272	32.727	195.6
9	1'48.238	30.882	21.783	21.138	34.435	193.5
10	1'52.533 *	31.140	24.742*	23.353	33.298	189.8
11	1'47.242	31.074	21.971	21.360	32.837	191.1
12	1'47.692	31.036	22.221	21.294	33.141	194.5
13	1'48.733 *	30.780	24.103*	21.261	32.589	195.6
14	1'46.915	30.610	21.821	21.847	32.637	193.8

15th 17 Farhan NAQIB Idemitsu ATC - MALA MAL

Runs=1 Total laps=14 Full laps=13 Valid laps=13

1	2'19.851	31.400	25.235	22.806	34.636	
2	1'52.132	32.286	23.960	22.368	33.518	193.2
3	1'50.636	31.395	23.565	21.991	33.685	194.2
4	1'49.069	31.165	22.584	21.942	33.378	192.8
5	1'48.325	30.964	22.460	21.682	33.219	196.0
6	1'49.049	31.201	22.335	22.370	33.143	192.5
7	1'48.402	31.000	22.333	22.084	32.985	194.2
8	1'47.504	30.816	22.081	21.451	33.156	196.0
9	1'47.981	30.759	22.477	21.492	33.253	193.2
10	1'48.108	30.914	22.347	21.590	33.257	192.5
11	1'48.094	31.067	22.513	21.669	32.845	191.8
12	1'47.731	30.985	22.188	21.425	33.133	193.8
13	1'47.841	30.705	22.449	21.594	33.093	193.2
14	1'47.576	30.828	22.310	21.444	32.994	192.8

16th 18 Chiranth VISHWAN Idemitsu ATC - INDIA IND

Runs=2 Total laps=13 Full laps=10 Valid laps=9

1	2'17.782	30.902	24.484	21.956	33.516	
2	1'48.690	31.612	22.608	21.592	32.878	187.5
3	1'47.850	30.943	22.362	21.596	32.949	189.8
4	1'58.416	31.043	22.856	28.640	35.877	190.1
5	1'47.891	30.759	22.051	21.800	33.281	191.1
6	1'48.780	31.241	22.508	22.156	32.875	196.7
7	1'52.485	31.290	25.246	23.317	32.632	193.5
8	1'47.550	30.656	22.314	21.725	32.855	190.8

17th 3 Asyraff ZAQUAN Idemitsu ATC - MALA MAL

Runs=1 Total laps=14 Full laps=13 Valid laps=12

1	2'19.458	31.190	24.324	23.098	35.385	
2	1'53.538	32.670	24.116	22.669	34.083	188.1
3	1'51.157	31.741	23.028	22.074	34.314	194.9
4	1'49.899	31.379	22.899	21.994	33.627	192.8
5	1'49.519	31.486	22.297	22.367	33.369	194.9
6	1'48.565	31.208	22.350	21.914	33.093	194.5
7	1'48.450	31.162	22.635	21.485	33.168	193.5
8	1'49.940 *	30.987	22.698	21.866	34.389*	196.3
9	1'48.552	31.239	22.830	21.749	32.734	197.0
10	1'47.804	31.230	22.185	21.544	32.845	193.5
11	1'47.781	31.016	22.366	21.476	32.923	193.5
12	1'48.212	30.823	22.695	21.771	32.923	194.9
13	1'48.477	31.099	22.462	22.205	32.711	194.2
14	1'48.297	30.772	22.812	22.050	32.663	193.2

18th 15 Achie SCHMIDT Idemitsu ATC - AUST AUS

Runs=1 Total laps=14 Full laps=13 Valid laps=13

1	2'22.028	32.175	25.259	23.733	35.371	
2	1'52.890	32.676	23.711	22.524	33.979	196.0
3	1'50.602	31.901	22.867	22.348	33.486	197.0
4	1'50.083	31.499	22.888	21.983	33.713	196.0
5	1'48.574	31.035	22.376	21.839	33.324	200.3
6	1'48.374	30.964	22.424	21.861	33.125	198.5
7	1'48.607	31.119	22.623	21.864	33.001	198.8
8	1'48.484	30.917	22.477	21.832	33.258	200.7
9	1'48.139	31.008	22.579	21.615	32.937	195.2
10	1'48.893	31.025	23.259	21.526	33.083	197.8
11	1'47.807	30.919	22.487	21.459	32.942	196.0
12	1'48.658	30.766	23.421	21.513	32.958	195.2
13	1'47.827	31.113	22.588	21.480	32.646	197.0
14	1'47.800	30.774	23.063	21.232	32.731	195.6

19th 12 Rikki HENRY Idemitsu ATC - AUST AUS

Runs=1 Total laps=14 Full laps=13 Valid laps=12

1	2'25.945	31.598	24.405	23.549	38.909	
2	2'09.278 *	32.939	23.453	22.389	50.497*	188.4
3	1'53.993	32.812	23.495	22.566	35.120	188.4
4	1'51.301	32.469	22.925	22.006	33.901	185.8
5	1'50.386	31.772	22.913	21.891	33.810	187.1
6	1'50.369	31.669	23.085	22.024	33.591	189.4
7	1'49.844	31.470	22.854	21.883	33.637	189.1
8	1'50.020	31.652	23.016	21.932	33.420	188.8
9	1'49.881	31.569	22.902	21.853	33.557	188.4
10	1'49.399	31.519	22.930	21.758	33.192	188.1
11	1'49.832	31.387	22.890	21.899	33.656	189.8
12	1'50.762	31.235	22.725	21.825	34.977	188.4
13	1'55.774	31.595	24.686	23.539	35.954	187.1
14	1'50.243	31.541	22.945	21.775	33.982	187.5

Fastest Lap: Farish HAFIY Idemitsu ATC - MALA MAL 1'43.877 30.287 21.068 20.811 31.711

DORNA DATA PROCESSING TIMING SERVICE DORNA DATA PROCESSING TIMING SERVICE DORNA DATA PROCESSING TIMING SERVICE DORNA DATA PROCESSING TIMING SERVICE DORNA DATA PROCESSING TIMING SERVICE DORNA DATA PROCESSING TIMING SERVICE DORNA DATA PROCESSING TIMING SERVICE DORNA DATA PROCCESSS



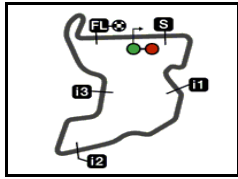
Free Practice Nr. 1

ATC

Lap	Lap Time	T1	T2	T3	T4	Speed	Lap	Lap Time	T1	T2	T3	T4	Speed
20th	8	Rakshith DAVE		Idemitsu ATC - INDIA IND									
		Runs=2	Total laps=13	Full laps=10	Valid laps=4								
1	2'23.855	32.807	24.986	23.343	34.921								
2	1'53.460 *	32.497	23.506	22.274	35.183*	196.0							
3	1'51.670	32.277	23.444	22.119	33.830	194.2							
4	1'50.041	31.591	23.033	22.082	33.335	194.2							
5	1'51.566 *	31.491	22.958*	21.993	35.124	192.5							
6	1'52.201 *	32.177	23.144*	23.358	33.522	190.8							
7	1'49.771 *	31.550	22.827*	21.810	33.584	191.4							
8	1'49.262 *	31.360	22.638*	21.985	33.279	190.8							
9	1'50.277 *	31.546	22.875*	21.903	33.953	190.8							
10	1'56.423 P	32.718	23.762	23.057	36.886	188.4							
11	3'02.936 *	33.294	22.757*	22.121	33.155								
12	1'49.762	31.395	23.478	22.044	32.845	190.8							
13	1'49.479	31.330	22.869	21.774	33.506	189.8							

Fastest Lap: Farish HAFIY Idemitsu ATC - MALA MAL **1'43.877** 30.287 21.068 20.811 31.711

DORNA DATA PROCESSING TIMING SERVICE DORNA DATA PROCESSING TIMING SERVICE DORNA DATA PROCESSING TIMING SERVICE DORNA DATA PROCESSING TIMING SERVICE DORNA DATA PROCESSING TIMING SERVICE DORNA DATA PROCESSING TIMING SERVICE DORNA DATA PROCESSING TIMING SERVICE DORNA DATA PROCESSING TIMING SERVICE DORNA DATA PROCESSING TIMING SERVICE DORNA DATA PROCCESSSS



4301 m.

PERTAMINA GRAND PRIX OF INDONESIA

Free Practice Nr. 1

Best Partial Times

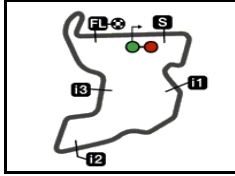
IT Ideal Lap Time, sum of the best partial times

BT Best Lap Time

Pos	T1		T2		T3		T4		Pos	Rider	IT	BT
	Rider	Time	Rider	Time	Rider	Time	Rider	Time				
1	K.RAMADHIPA	29.902	F.HAFIY	21.068	K.SINGHAPONG	20.551	K.RAMADHIPA	31.476	1	K.RAMADHIPA	1'43.624	1'44.041 (2)
2	K.SINGHAPONG	30.027	R.TAKAHIRA	21.164	Z.MITANI	20.639	Z.MITANI	31.568	2	F.HAFIY	1'43.649	1'43.877 (1)
3	OGIWARA	30.162	Z.MITANI	21.357	R.TAKAHIRA	20.644	F.HAFIY	31.662	3	Z.MITANI	1'43.771	1'44.118 (3)
4	IKEGAMI	30.166	K.RAMADHIPA	21.454	F.HAFIY	20.652	R.TAKAHIRA	31.672	4	R.TAKAHIRA	1'43.803	1'44.294 (4)
5	BRITANI	30.196	S.IKEGAMI	21.500	R.OGIWARA	20.777	K.SINGHAPONG	31.826	5	K.SINGHAPONG	1'43.913	1'44.673 (5)
6	Z.MITANI	30.207	R.OGIWARA	21.503	A.DAQUIGAN	20.777	S.CHAVAN	31.892	6	R.OGIWARA	1'44.398	1'44.701 (6)
7	L.RUSSO	30.255	K.SINGHAPONG	21.509	K.RAMADHIPA	20.792	L.RUSSO	31.947	7	S.IKEGAMI	1'44.622	1'44.904 (7)
8	F.HAFIY	30.267	T.PRATUMTONG	21.553	T.PRATUMTONG	20.885	D.BRITANI	31.949	8	L.RUSSO	1'44.834	1'45.168 (8)
9	TAKAHIRA	30.323	L.RUSSO	21.608	S.IKEGAMI	20.933	R.OGIWARA	31.956	9	D.BRITANI	1'44.838	1'45.195 (9)
10	PRATUMTONG	30.423	S.CHAVAN	21.666	D.BRITANI	20.988	S.IKEGAMI	32.023	10	A.DAQUIGAN	1'44.955	1'45.328 (10)
11	DAQUIGAN	30.424	D.BRITANI	21.705	L.RUSSO	21.024	A.DAQUIGAN	32.024	11	T.PRATUMTON	1'44.996	1'45.608 (12)
12	CHAVAN	30.426	A.DAQUIGAN	21.730	S.CHAVAN	21.076	T.PRATUMTONG	32.135	12	S.CHAVAN	1'45.060	1'45.441 (11)
13	TANACHOT	30.610	K.TANACHOT	21.754	K.TANACHOT	21.138	R.TAKEMOTO	32.492	13	K.TANACHOT	1'46.091	1'46.915 (14)
14	TAKEMOTO	30.633	R.TAKEMOTO	21.970	R.TAKEMOTO	21.157	C.VISHWANATH	32.535	14	R.TAKEMOTO	1'46.252	1'46.626 (13)
15	VISHWANATH	30.656	C.VISHWANATH	22.051	A.SCHMIDT	21.232	K.TANACHOT	32.589	15	C.VISHWANATH	1'46.687	1'47.550 (16)
16	NAQIB	30.705	F.NAQIB	22.081	F.NAQIB	21.425	A.SCHMIDT	32.646	16	A.SCHMIDT	1'47.020	1'47.800 (18)
17	SCHMIDT	30.766	A.ZAQUAN	22.185	C.VISHWANATH	21.445	A.ZAQUAN	32.663	17	F.NAQIB	1'47.056	1'47.504 (15)
18	ZAQUAN	30.772	A.SCHMIDT	22.376	A.ZAQUAN	21.476	R.DAVE	32.845	18	A.ZAQUAN	1'47.096	1'47.781 (17)
19	HENRY	31.235	R.HENRY	22.725	R.HENRY	21.758	F.NAQIB	32.845	19	R.DAVE	1'48.818	1'49.479 (20)
20	DAVE	31.330	R.DAVE	22.869	R.DAVE	21.774	R.HENRY	33.192	20	R.HENRY	1'48.910	1'49.399 (19)

DORNA DATA PROCESSING TIMING SERVICE DORNA DATA PROCESSING TIMING SERVICE DORNA DATA PROCESSING TIMING SERVICE DORNA DATA PROCESSING TIMING SERVICE DORNA DATA PROCESSING TIMING SERVICE DORNA DATA PROCESSING TIMING SERVICE DORNA DATA PROCESSING TIMING SERVICE DORNA DATA PROCESSING TIMING SERVICE DORNA DATA PROCESSING TIMING SERVICE DORNA DATA PROCESSING





4301 m.

PERTAMINA GRAND PRIX OF INDONESIA

Free Practice Nr. 1

Fastest Laps Sequence

<i>Practice Time</i>	 <i>Rider</i>	<i>Nation</i>	<i>Motorcycle</i>	<i>Time</i>	<i>Km/h</i>	<i>Rider's Lap</i>
4'05.460	6 Levi Kwan RUSSO	AUS	HONDA	1'49.163	141.8	2
4'06.472	18 Chiranth VISHWANATH	IND	HONDA	1'48.690	142.4	2
4'10.152	19 Farish HAFIY	MAL	HONDA	1'48.534	142.6	2
4'21.242	9 Riichi TAKAHIRA	JPN	HONDA	1'46.993	144.7	2
5'56.777	19 Farish HAFIY	MAL	HONDA	1'46.625	145.2	3
6'07.795	9 Riichi TAKAHIRA	JPN	HONDA	1'46.553	145.3	3
6'08.021	16 Ryota OGIWARA	JPN	HONDA	1'46.051	146.0	3
7'35.145	22 Alfonsi DAQUIGAN	PHI	HONDA	1'45.937	146.1	4
9'32.393	11 Sarthak CHAVAN	IND	HONDA	1'45.816	146.3	5
9'40.685	16 Ryota OGIWARA	JPN	HONDA	1'45.756	146.4	5
9'41.103	9 Riichi TAKAHIRA	JPN	HONDA	1'44.825	147.7	5
13'13.216	9 Riichi TAKAHIRA	JPN	HONDA	1'44.706	147.8	7
15'07.520	20 Kiattisak SINGHAPONG	THA	HONDA	1'44.673	147.9	8
16'42.414	9 Riichi TAKAHIRA	JPN	HONDA	1'44.294	148.4	9
20'11.170	19 Farish HAFIY	MAL	HONDA	1'44.077	148.7	11
23'43.456	7 Kiandra RAMADHIPA	INA	HONDA	1'44.041	148.8	13
25'27.845	19 Farish HAFIY	MAL	HONDA	1'43.877	149.0	14