


4301 m.

PERTAMINA GRAND PRIX OF INDONESIA
Qualifying Practice
Classification

6

	Rider	Nation	Team	Motorcycle	Time	Lap	Total	Gap	Top Speed
1	16 Ryota OGIWARA	JPN	Idemitsu ATC - JAPAN	HONDA	1'42.906	5	13		199.2
2	2 Zen MITANI	JPN	Idemitsu ATC - JAPAN	HONDA	1'42.993	3	13	0.087	0.087 193.8
3	19 Farish HAFIY	MAL	Idemitsu ATC - MALAYSIA	HONDA	1'43.222	11	14	0.316	0.229 198.5
4	14 Seiryu IKEGAMI	JPN	Idemitsu ATC - JAPAN	HONDA	1'43.237	12	14	0.331	0.015 197.4
5	7 Kiandra RAMADHIPA	INA	Idemitsu ATC - INDONESIA	HONDA	1'43.417	10	14	0.511	0.180 198.8
6	20 Kiattisak SINGHAPONG	THA	Idemitsu ATC - THAILAND	HONDA	1'43.428	6	14	0.522	0.011 200.0
7	9 Riichi TAKAHIRA	JPN	Idemitsu ATC - JAPAN	HONDA	1'43.581	11	14	0.675	0.153 196.7
8	6 Levi Kwan RUSSO	AUS	Idemitsu ATC - AUSTRALIA	HONDA	1'43.889	8	14	0.983	0.308 198.1
9	22 Alfonsi DAQUIGAN	PHI	Idemitsu ATC - PHILIPPINES	HONDA	1'43.994	10	14	1.088	0.105 199.6
10	11 Sarthak CHAVAN	IND	Idemitsu ATC - INDIA	HONDA	1'44.089	8	14	1.183	0.095 192.8
11	23 Kitsada TANACHOT	THA	Idemitsu ATC - THAILAND	HONDA	1'44.276	5	14	1.370	0.187 195.6
12	21 Rintaro TAKEMOTO	JPN	Idemitsu ATC - JAPAN	HONDA	1'44.309	3	14	1.403	0.033 193.8
13	15 Achie SCHMIDT	AUS	Idemitsu ATC - AUSTRALIA	HONDA	1'44.492	11	14	1.586	0.183 201.4
14	5 Tanachat PRATUMTONG	THA	Idemitsu ATC - THAILAND	HONDA	1'44.565	14	14	1.659	0.073 195.2
15	24 Davino BRITANI	INA	Idemitsu ATC - INDONESIA	HONDA	1'44.643	4	14	1.737	0.078 198.8
16	12 Rikki HENRY	AUS	Idemitsu ATC - AUSTRALIA	HONDA	1'45.051	9	14	2.145	0.408 196.0
17	18 Chiranth VISHWANATH	IND	Idemitsu ATC - INDIA	HONDA	1'45.365	9	13	2.459	0.314 193.8
18	3 Asyraff ZAQUAN	MAL	Idemitsu ATC - MALAYSIA	HONDA	1'45.783	12	14	2.877	0.418 196.7
19	17 Farhan NAQIB	MAL	Idemitsu ATC - MALAYSIA	HONDA	1'45.816	3	11	2.910	0.033 199.2
20	8 Rakshith DAVE	IND	Idemitsu ATC - INDIA	HONDA	1'46.724	8	14	3.818	0.908 194.9

Practice condition: Dry

Air: 29°

Humidity: 76%

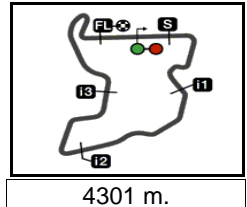
Ground: 60°

Fastest Lap: Lap: 5 | **Ryota OGIWARA** | **1'42.906** | 150.4 Km/h

The results are provisional until the end of the limit for protest and appeals.

Time limit for protest expires 60' after publication of the results - Time:

DORNA DATA PROCESSING TIMING SERVICE DORNA DATA PROCESSING TIMING SERVICE DORNA DATA PROCESSING TIMING SERVICE DORNA DATA PROCESSING TIMING SERVICE DORNA DATA PROCESSING TIMING SERVICE DORNA DATA PROCESSING TIMING SERVICE DORNA DATA PROCESSING TIMING SERVICE DORNA DATA PROCESSING TIMING SERVICE DORNA DATA PROCESSING TIMING SERVICE DORNA DATA PROCCESSS



PERTAMINA GRAND PRIX OF INDONESIA
Qualifying Practice
Top Speed & Average

7



Rider	Nation	Motorcycle	Top 5 speeds					Average	Top
15 Achie SCHMIDT	AUS	HONDA	201.4	199.6	199.6	197.0	196.7	198.5	201.4
20 Kiattisak SINGHAPONG	THA	HONDA	200.0	197.8	196.3	195.2	195.2	196.9	200.0
22 Alfonsi DAQUIGAN	PHI	HONDA	199.6	197.8	196.7	196.0	196.0	197.2	199.6
16 Ryota OGIWARA	JPN	HONDA	199.2	198.1	197.0	195.6	194.9	197.0	199.2
17 Farhan NAQIB	MAL	HONDA	199.2	197.8	196.3	195.6	195.2	196.8	199.2
7 Kiandra RAMADHIPA	INA	HONDA	198.8	198.8	198.8	197.4	197.0	198.2	198.8
24 Davino BRITANI	INA	HONDA	198.8	198.1	197.4	196.0	195.6	196.7	198.8
19 Farish HAFIY	MAL	HONDA	198.5	198.1	197.8	197.8	197.4	197.9	198.5
6 Levi Kwan RUSSO	AUS	HONDA	198.1	197.4	196.0	195.6	195.2	196.3	198.1
14 Seiryu IKEGAMI	JPN	HONDA	197.4	196.0	196.0	196.0	195.6	196.2	197.4
3 Asyraff ZAQUAN	MAL	HONDA	196.7	196.0	195.6	194.5	193.8	194.9	196.7
9 Riichi TAKAHIRA	JPN	HONDA	196.7	196.7	196.3	196.3	196.0	196.4	196.7
12 Rikki HENRY	AUS	HONDA	196.0	194.9	192.5	192.1	192.1	193.5	196.0
23 Kitsada TANACHOT	THA	HONDA	195.6	195.6	195.2	194.9	194.9	195.2	195.6
5 Tanachat PRATUMTONG	THA	HONDA	195.2	195.2	193.5	192.5	192.5	193.8	195.2
8 Rakshith DAVE	IND	HONDA	194.9	193.5	193.2	192.8	191.4	193.2	194.9
2 Zen MITANI	JPN	HONDA	193.8	193.8	193.8	193.5	192.8	193.4	193.8
18 Chiranth VISHWANATH	IND	HONDA	193.8	193.2	192.5	191.4	191.1	192.4	193.8
21 Rintaro TAKEMOTO	JPN	HONDA	193.8	193.2	193.2	192.8	192.5	192.9	193.8
11 Sarthak CHAVAN	IND	HONDA	192.8	192.8	192.8	192.5	192.1	192.5	192.8

Qualifying Practice

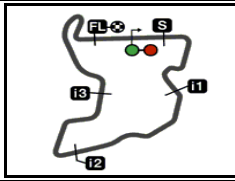
ATC

Lap	Lap Time	T1	T2	T3	T4	Speed	Lap	Lap Time	T1	T2	T3	T4	Speed
8	1'47.605	30.122	21.470	23.848	32.165	195.2	13	1'45.512	31.557	21.642	20.667	31.646	195.6
9	1'45.502	29.894	21.468	21.925	32.215	194.5	14	1'44.268	30.245	21.597	20.697	31.729	196.0
10	1'43.447	29.862	21.384	20.453	31.748	194.2	10th 11 Sarthak CHAVAN Idemitsu ATC - INDIA IND						
11	1'44.179	30.200	21.469	20.756	31.754	194.5	Runs=2 Total laps=14 Full laps=11 Valid laps=9						
12	1'43.451	29.885	21.419	20.413	31.734	194.2	1	2'01.863	28.451	22.633	21.717	32.701	
13	1'51.718 P	29.997	21.416	21.131	39.174	194.5	2	1'51.786 *	30.563	22.131*	21.540	37.552	191.8
14	2'14.118	28.333	21.760	20.536	32.094		3	1'44.594	30.449	21.683	20.579	31.883	190.4
7th 9 Riichi TAKAHIRA Idemitsu ATC - JAPA JPN							Runs=1 Total laps=14 Full laps=13 Valid laps=12						
1	2'16.642	29.438	23.068	21.316	32.694		4	1'51.806 *	30.395	23.526*	21.681	36.204	191.1
2	1'45.201	30.563	21.768	20.773	32.097	191.8	5	1'44.463	30.258	21.667	20.727	31.811	192.1
3	1'44.889	30.211	21.649	20.866	32.163	191.8	6	1'44.210	30.222	21.678	20.704	31.606	190.8
4	1'51.987	33.140	23.467	23.401	31.979	192.5	7	1'55.873	39.082	23.834	20.949	32.008	192.5
5	1'43.842	30.273	21.299	20.641	31.629	196.0	8	1'44.089	30.282	21.632	20.535	31.640	192.1
6	1'44.223	30.224	21.779	20.670	31.550	196.7	9	1'44.332	30.304	21.561	20.719	31.748	192.1
7	1'49.805	30.477	21.205	21.138	36.985	196.7	10	1'45.825	30.993	21.730	20.876	32.226	192.8
8	1'44.754	30.277	21.563	20.984	31.930	195.6	11	1'44.799	30.320	21.565	20.892	32.022	191.4
9	1'43.933	30.154	21.511	20.602	31.666	194.9	12	1'44.639	30.304	21.488	20.949	31.898	192.8
10	1'44.030	29.979	21.719	20.634	31.698	196.3	13	2'02.836 P	30.678	29.817*	24.366	37.975	192.8
11	1'43.581	30.086	21.188	20.694	31.613	196.3	14	2'17.546 *	27.088	22.461*	21.312	32.656	
12	1'52.519 *	30.353	23.688*	23.770	34.708	194.2	11th 23 Kitsada TANACHOT Idemitsu ATC - THAIL THA						
13	1'44.680	30.427	21.651	20.829	31.773	195.2	Runs=1 Total laps=14 Full laps=13 Valid laps=12						
14	1'44.282	30.162	21.771	20.662	31.687	193.2	1	2'17.761	37.383	28.291	24.837	32.494	
8th 6 Levi Kwan RUSSO Idemitsu ATC - AUST AUS							Runs=1 Total laps=14 Full laps=13 Valid laps=13						
1	1'57.865	28.729	22.486	21.341	32.637		2	1'45.671	30.724	21.716	20.977	32.254	192.1
2	1'46.496	30.897	22.289	21.117	32.193	190.4	3	1'44.676	30.445	21.478	20.823	31.930	192.5
3	1'46.748	30.600	22.576	21.616	31.956	191.1	4	1'51.052	32.991	21.588	24.404	32.069	193.5
4	1'57.076	39.519	23.080	21.462	33.015	194.5	5	1'44.276	30.405	21.217	20.741	31.913	194.9
5	1'44.887	30.284	21.841	20.865	31.897	193.8	6	1'44.943	30.102	21.590	20.906	32.345	195.6
6	1'44.988	30.168	21.812	20.823	32.185	194.2	7	1'46.067	30.270	22.635	20.884	32.278	195.2
7	2'01.955	43.179	25.812	21.000	31.964	146.7	8	1'44.852	30.588	21.685	20.584	31.995	191.1
8	1'43.889	29.936	21.522	20.658	31.773	198.1	9	1'44.840	30.165	21.578	21.160	31.937	194.9
9	1'44.769	30.093	21.797	21.122	31.757	197.4	10	1'45.569	30.558	21.940	20.653	32.418	195.6
10	1'48.613	33.989	21.829	20.752	32.043	195.2	11	1'44.569	30.405	21.350	20.758	32.056	194.5
11	1'45.340	30.173	22.014	20.816	32.337	196.0	12	1'49.939 *	30.274	21.678	21.230	36.757*	193.8
12	1'45.104	30.190	21.970	20.936	32.008	194.9	13	1'52.481	33.234	21.937	21.659	35.651	190.4
13	1'46.488	30.162	21.806	21.640	32.880	195.6	14	1'45.175	30.280	21.584	20.723	32.588	193.2
14	1'44.141	30.110	21.698	20.664	31.669	195.2	12th 21 Rintaro TAKEMOTO Idemitsu ATC - JAPA JPN						
							Runs=2 Total laps=14 Full laps=10 Valid laps=10						
1	2'20.246	29.633	22.763	21.510	32.441		1	2'20.246	29.633	22.763	21.510	32.441	
2	1'45.541	30.678	22.022	20.736	32.105	193.2	2	1'45.541	30.678	22.022	20.736	32.105	193.2
3	1'44.309	30.291	21.684	20.527	31.807	192.8	3	1'44.309	30.291	21.684	20.527	31.807	192.8
4	1'44.838	30.378	21.695	20.769	31.996	192.5	4	1'44.838	30.378	21.695	20.769	31.996	192.5
5	1'45.337	30.322	22.103	20.927	31.985	191.4	5	1'45.337	30.322	22.103	20.927	31.985	191.4
6	1'46.001	30.219	21.854	21.244	32.684	193.2	6	1'46.001	30.219	21.854	21.244	32.684	193.2
7	1'45.283	30.444	21.927	20.928	31.984	191.8	7	1'45.283	30.444	21.927	20.928	31.984	191.8
8	1'44.522	30.269	21.711	20.741	31.801	192.5	8	1'44.522	30.269	21.711	20.741	31.801	192.5
9	1'44.327	30.202	21.619	20.630	31.876	192.5	9	1'44.327	30.202	21.619	20.630	31.876	192.5
10	1'46.335 P	30.419	21.954	21.510	32.452	193.8	10	1'46.335 P	30.419	21.954	21.510	32.452	193.8
11	3'12.138	30.007	21.897	20.706	32.006		11	3'12.138	30.007	21.897	20.706	32.006	
12	1'44.544	30.292	21.720	20.685	31.847	190.4	12	1'44.544	30.292	21.720	20.685	31.847	190.4
13	1'44.798	30.457	21.854	20.657	31.830	189.8	13	1'44.798	30.457	21.854	20.657	31.830	189.8
14	1'54.891 P	32.309	24.387*	21.694	36.501	183.9	14	1'54.891 P	32.309	24.387*	21.694	36.501	183.9

Fastest Lap: Ryota OGIWARA Idemitsu ATC - JAPA JPN **1'42.906** 29.717 21.369 20.428 31.392

DORNA DATA PROCESSING TIMING SERVICE DORNA DATA PROCESSING TIMING SERVICE DORNA DATA PROCESSING TIMING SERVICE DORNA DATA PROCESSING TIMING SERVICE DORNA DATA PROCESSING TIMING SERVICE DORNA DATA PROCESSING TIMING SERVICE DORNA DATA PROCESSING TIMING SERVICE DORNA DATA PROCESSING TIMING SERVICE DORNA DATA PROCCESSS





4301 m.

PERTAMINA GRAND PRIX OF INDONESIA
Official Starting Grid

Race : 15 laps = 64.515 km



1	1 1'42.906 16 Ryota OGIWARA Honda	2	2 1'42.993 2 Zen MITANI Honda	3	3 1'43.222 19 Farish HAFIY Honda
2	4 1'43.237 14 Seiryu IKEGAMI Honda	3	5 1'43.417 7 Kiandra RAMADHIPA Honda	4	6 1'43.428 20 Kiattisak SINGHAPONG Honda
3	7 1'43.581 9 Riichi TAKAHIRA Honda	4	8 1'43.889 6 Levi Kwan RUSSO Honda	5	9 1'43.994 22 Alfonsi DAQUIGAN Honda
4	10 1'44.089 11 Sarthak CHAVAN Honda	5	11 1'44.276 23 Kitsada TANACHOT Honda	6	12 1'44.309 21 Rintaro TAKEMOTO Honda
5	13 1'44.492 15 Achie SCHMIDT Honda	6	14 1'44.565 5 Tanachat PRATUMTONG Honda	7	15 1'44.643 24 Davino BRITANI Honda
6	16 1'45.051 12 Rikki HENRY Honda	7	17 1'45.783 3 Asyraff ZAQUAN Honda	8	18 1'45.816 17 Farhan NAQIB Honda
7	19 1'46.724 8 Rakshith DAVE Honda	8	20 1'45.365 18 Chiranth VISHWANATH Honda		

ATC Race Direction grid penalty for rider #18

The results are provisional until the end of the limit for protest and appeals and until the ratification of the Event Management Committee.

Time limit for protest expires 60' at the latest after publication of the results - Time:

DORNA DATA PROCESSING TIMING SERVICE DORNA DATA PROCESSING TIMING SERVICE DORNA DATA PROCESSING TIMING SERVICE DORNA DATA PROCESSING TIMING SERVICE DORNA DATA PROCESSING TIMING SERVICE DORNA DATA PROCESSING TIMING SERVICE DORNA DATA PROCESSING TIMING SERVICE DORNA DATA PROCCEESSS

