


5543 m.

PETRONAS GRAND PRIX OF MALAYSIA

Free Practice Nr. 2

Classification

9

	Rider	Nation	Team	Motorcycle	Time	Lap	Total	Gap	Top Speed
1	16 Ryota OGIWARA	JPN	Idemitsu ATC - JAPAN	HONDA	2'17.133	3	11		208.4
2	2 Zen MITANI	JPN	Idemitsu ATC - JAPAN	HONDA	2'17.331	4	12	0.198 0.198	208.0
3	19 Farish HAFIY	MAL	Idemitsu ATC - MALAYSIA	HONDA	2'17.548	8	12	0.415 0.217	209.3
4	7 Kiandra RAMADHIPA	INA	Idemitsu ATC - INDONESIA	HONDA	2'17.836	4	12	0.703 0.288	210.5
5	9 Riichi TAKAHIRA	JPN	Idemitsu ATC - JAPAN	HONDA	2'18.231	4	12	1.098 0.395	207.2
6	14 Seiryu IKEGAMI	JPN	Idemitsu ATC - JAPAN	HONDA	2'18.282	6	12	1.149 0.051	208.8
7	20 Kiattisak SINGHAPONG	THA	Idemitsu ATC - THAILAND	HONDA	2'18.368	7	12	1.235 0.086	209.3
8	15 Archie SCHMIDT	AUS	Idemitsu ATC - AUSTRALIA	HONDA	2'18.534	10	12	1.401 0.166	207.2
9	21 Rintaro TAKEMOTO	JPN	Idemitsu ATC - JAPAN	HONDA	2'19.029	4	12	1.896 0.495	204.5
10	22 Alfonsi DAQUIGAN	PHI	Idemitsu ATC - PHILIPPINES	HONDA	2'19.047	4	12	1.914 0.018	207.2
11	6 Levi Kwan RUSSO	AUS	Idemitsu ATC - AUSTRALIA	HONDA	2'19.086	6	12	1.953 0.039	205.7
12	5 Tanachat PRATUMTONG	THA	Idemitsu ATC - THAILAND	HONDA	2'19.441	9	12	2.308 0.355	205.3
13	11 Sarthak CHAVAN	IND	Idemitsu ATC - INDIA	HONDA	2'19.483	9	12	2.350 0.042	201.4
14	3 Asyraff ZAQUAN	MAL	Idemitsu ATC - MALAYSIA	HONDA	2'19.920	6	12	2.787 0.437	208.0
15	12 Rikki HENRY	AUS	Idemitsu ATC - AUSTRALIA	HONDA	2'20.074	4	12	2.941 0.154	206.1
16	23 Kitsada TANACHOT	THA	Idemitsu ATC - THAILAND	HONDA	2'20.111	4	12	2.978 0.037	204.5
17	26 Noprutpong BUNPRAWES	THA	Idemitsu ATC - THAILAND	HONDA	2'20.455	5	12	3.322 0.344	202.2
18	8 Rakshith DAVE	IND	Idemitsu ATC - INDIA	HONDA	2'21.646	6	12	4.513 1.191	201.8
19	17 Farhan NAQIB	MAL	Idemitsu ATC - MALAYSIA	HONDA	2'21.811	3	12	4.678 0.165	207.2

Practice condition: Dry

Air: 33°

Humidity: 55%

Ground: 49°

Fastest Lap:

Lap: 3

Ryota OGIWARA

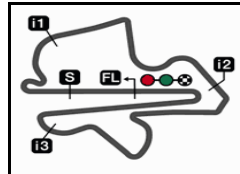
2'17.133

145.5 Km/h

The results are provisional until the end of the limit for protest and appeals.

Time limit for protest expires 60' after publication of the results - Time:

DORNA DATA PROCESSING TIMING SERVICE DORNA DATA PROCESSING TIMING SERVICE DORNA DATA PROCESSING TIMING SERVICE DORNA DATA PROCESSING TIMING SERVICE DORNA DATA PROCESSING TIMING SERVICE DORNA DATA PROCESSING TIMING SERVICE DORNA DATA PROCESSING TIMING SERVICE DORNA DATA PROCESSING TIMING SERVICE DORNA DATA PROCCESSS



5543 m.

PETRONAS GRAND PRIX OF MALAYSIA

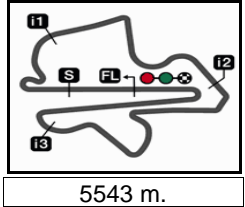
Free Practice Nr. 2

Top Speed & Average

4



Rider	Nation	Motorcycle	Top 5 speeds					Average	Top
7 Kiandra RAMADHIPA	INA	HONDA	210.5	209.7	208.8	206.8	206.5	208.5	210.5
19 Farish HAFIY	MAL	HONDA	209.3	207.6	204.1	203.3	201.8	205.2	209.3
20 Kiattisak SINGHAPONG	THA	HONDA	209.3	208.4	208.4	206.5	203.7	207.3	209.3
14 Seiryu IKEGAMI	JPN	HONDA	208.8	208.0	205.3	204.9	204.5	206.3	208.8
16 Ryota OGIWARA	JPN	HONDA	208.4	208.4	205.3	200.3	196.3	203.7	208.4
2 Zen MITANI	JPN	HONDA	208.0	206.1	203.3	200.7	200.3	203.7	208.0
3 Asyraff ZAQUAN	MAL	HONDA	208.0	204.9	204.5	204.1	201.8	204.7	208.0
9 Riichi TAKAHIRA	JPN	HONDA	207.2	204.9	204.1	201.8	201.8	203.3	207.2
15 Archie SCHMIDT	AUS	HONDA	207.2	206.1	206.1	205.7	203.7	205.8	207.2
17 Farhan NAQIB	MAL	HONDA	207.2	205.7	202.6	200.7	200.3	203.3	207.2
22 Alfonsi DAQUIGAN	PHI	HONDA	207.2	206.5	203.7	201.4	200.7	203.9	207.2
12 Rikki HENRY	AUS	HONDA	206.1	206.1	206.1	202.6	201.4	204.5	206.1
6 Levi Kwan RUSSO	AUS	HONDA	205.7	205.3	204.9	203.7	202.6	204.4	205.7
5 Tanachat PRATUMTONG	THA	HONDA	205.3	205.3	201.8	201.4	200.3	202.4	205.3
21 Rintaro TAKEMOTO	JPN	HONDA	204.5	204.1	203.7	203.3	201.1	203.0	204.5
23 Kitsada TANACHOT	THA	HONDA	204.5	203.0	200.7	200.0	199.6	201.6	204.5
26 Noprutpong BUNPRAWES	THA	HONDA	202.2	201.8	201.1	201.1	200.3	201.3	202.2
8 Rakshith DAVE	IND	HONDA	201.8	201.4	200.7	199.2	197.4	200.1	201.8
11 Sarthak CHAVAN	IND	HONDA	201.4	201.1	200.3	200.3	200.0	200.6	201.4



5543 m.

PETRONAS GRAND PRIX OF MALAYSIA

Free Practice Nr. 2

Chronological Analysis of Performances

5

* Lap / Sector time cancelled

T1 Time from finish line to 1st intermediate

T3 Time from 2nd intermed. to 3rd intermed.

P Crossing the finish line in pit lane

T2 Time from 1st intermed. to 2nd intermed.

T4 Time from 3rd intermediate to finish line

Lap	Lap Time	T1	T2	T3	T4	Speed	Lap	Lap Time	T1	T2	T3	T4	Speed		
1st	16	Ryota OGIWARA					Idemitsu ATC - JAPA JPN	1	33.848						
		Runs=1	Total laps=11	Full laps=10	Valid laps=10		2	2'25.321	30.744	31.872	45.509	37.196	192.8		
1	36.147						3	2'18.444	29.507	30.824	41.263	36.850	206.8		
2	2'20.309	29.628	31.701	42.133	36.847	208.4	4	2'17.836	29.264	30.801	41.046	36.725	203.0		
3	2'17.133	28.836	30.497	40.688	37.112	208.4	5	2'18.837	29.461	30.688	41.427	37.261	210.5		
4	2'18.122	29.418	30.722	40.692	37.290	196.3	6	2'22.665	33.083	30.940	41.643	36.999	198.1		
5	2'25.024	34.565	31.304	41.415	37.740	191.1	7	2'17.956	29.306	30.712	41.044	36.894	204.5		
6	2'17.314	29.035	30.591	40.640	37.048	205.3	8	2'18.937	29.429	30.901	41.129	37.478	206.5		
7	2'22.380	29.579	31.089	44.523	37.189	194.5	9	2'22.120	32.243	30.987	41.699	37.191	199.2		
8	2'17.371	29.117	30.452	40.581	37.221	200.3	10	2'18.218	29.353	30.817	40.915	37.133	209.7		
9	3'42.626	29.963	31.376	41.579	1'59.708	196.0	11	2'24.526	32.530	31.368	42.374	38.254	205.7		
10	2'19.180	29.808	30.915	40.982	37.475	193.8	12	2'18.288	29.337	30.683	41.135	37.133	208.8		
11	2'18.555	29.446	30.818	40.764	37.527	196.0									
2nd	2	Zen MITANI					Idemitsu ATC - JAPA JPN	5th	9	Riichi TAKAHIRA					Idemitsu ATC - JAPA JPN
		Runs=1	Total laps=12	Full laps=11	Valid laps=11				Runs=1	Total laps=12	Full laps=11	Valid laps=11			
1	33.634						1	35.913							
2	2'24.654	30.535	31.916	44.606	37.597	193.8	2	2'22.113	30.274	31.555	42.481	37.803	201.8		
3	2'17.371	29.083	30.670	40.505	37.113	206.1	3	2'18.714	29.802	30.645	40.982	37.285	201.8		
4	2'17.331	29.206	30.431	40.495	37.199	197.8	4	2'18.231	29.298	30.571	40.781	37.581	204.1		
5	2'23.352	33.034	31.316	41.537	37.465	196.7	5	2'21.900	29.546	31.056	43.134	38.164	198.5		
6	2'19.711	30.624	30.788	41.282	37.017	200.7	6	2'18.779	29.373	30.722	41.041	37.643	207.2		
7	2'18.063	29.341	30.482	41.078	37.162	203.3	7	2'18.513	29.367	30.823	40.992	37.331	200.0		
8	2'23.343	33.320	31.130	41.445	37.448	197.8	8	2'21.501	31.911	31.036	41.260	37.294	196.3		
9	2'17.542	29.138	30.583	40.649	37.172	200.3	9	2'18.390	29.291	30.906	40.858	37.335	204.9		
10	2'17.695	28.920	30.715	40.651	37.409	208.0	10	2'18.792	29.513	30.865	41.052	37.362	201.8		
11	2'25.160	33.614	31.694	42.191	37.661	193.5	11	2'25.645	33.551	31.226	41.772	39.096	193.5		
12	2'18.273	29.386	30.770	40.765	37.352	196.0	12	2'18.732	29.625	30.693	41.124	37.290	201.8		
3rd	19	Farish HAFIY					Idemitsu ATC - MALA MAL	6th	14	Seiryu IKEGAMI					Idemitsu ATC - JAPA JPN
		Runs=1	Total laps=12	Full laps=11	Valid laps=11				Runs=1	Total laps=12	Full laps=11	Valid laps=11			
1	41.262						1	37.008							
2	2'20.111	30.196	31.329	41.293	37.293	196.3	2	2'21.371	29.851	31.373	42.366	37.781	203.7		
3	2'18.167	29.343	30.804	40.955	37.065	204.1	3	2'19.039	29.275	31.016	41.548	37.200	208.8		
4	2'17.840	29.133	30.722	40.864	37.121	201.8	4	2'18.333	29.283	30.904	41.009	37.137	203.0		
5	2'17.677	29.191	30.634	40.736	37.116	200.0	5	2'21.519	29.539	32.826	41.536	37.618	203.7		
6	2'18.987	29.374	31.040	41.086	37.487	199.6	6	2'18.282	29.254	30.839	40.900	37.289	205.3		
7	2'23.578	29.646	35.447	41.303	37.182	197.8	7	2'21.967	31.585	31.437	41.739	37.206	200.0		
8	2'17.548	29.061	30.666	40.727	37.094	207.6	8	2'18.822	29.527	30.942	40.948	37.405	204.9		
9	2'18.378	28.881	30.986	41.006	37.505	209.3	9	2'19.375	29.272	30.972	41.163	37.968	208.0		
10	2'27.991	29.452	31.321	49.130	38.088	196.3	10	3'19.461	29.554	31.174	42.552	1'36.181	204.5		
11	2'18.898	29.441	30.944	41.388	37.125	199.2	11	2'21.070	30.064	31.555	41.564	37.887	196.0		
12	2'18.764	29.026	30.635	41.970	37.133	203.3	12	2'19.977	29.754	31.384	41.353	37.486	197.4		
4th	7	Kiandra RAMADHIP					Idemitsu ATC - INDO INA	7th	20	Kiattisak SINGHAP					Idemitsu ATC - THAIL THA
		Runs=1	Total laps=12	Full laps=11	Valid laps=11				Runs=1	Total laps=12	Full laps=11	Valid laps=11			
1	36.638						1	36.638							

Fastest Lap: Ryota OGIWARA

Idemitsu ATC - JAPA JPN

2'17.133

28.836

30.497

40.688

37.112

DORNA DATA PROCESSING TIMING SERVICE DORNA DATA PROCESSING TIMING SERVICE DORNA DATA PROCESSING TIMING SERVICE DORNA DATA PROCESSING TIMING SERVICE DORNA DATA PROCESSING TIMING SERVICE DORNA DATA PROCESSING TIMING SERVICE DORNA DATA PROCESSING TIMING SERVICE DORNA DATA PROCCESSS

Free Practice Nr. 2

ATC

Lap	Lap Time	T1	T2	T3	T4	Speed	Lap	Lap Time	T1	T2	T3	T4	Speed
8th 15 Archie SCHMIDT Idemitsu ATC - AUST AUS Runs=1 Total laps=12 Full laps=11 Valid laps=11							11th 6 Levi Kwan RUSSO Idemitsu ATC - AUST AUS Runs=1 Total laps=12 Full laps=11 Valid laps=11						
1	33.368						1	33.215					
2	2'22.586	30.457	32.054	42.260	37.815	201.1	2	2'23.017	30.745	32.061	42.267	37.944	200.3
3	2'19.964	29.792	31.130	41.565	37.477	198.1	3	2'20.017	29.779	31.118	41.492	37.628	201.8
4	2'19.147	29.328	31.062	41.734	37.023	201.1	4	2'19.692	29.665	31.076	41.296	37.655	201.4
5	2'20.658	29.972	31.115	41.393	38.178	201.8	5	2'21.244	29.742	31.472	42.267	37.763	205.3
6	2'19.250	29.354	31.104	41.486	37.306	203.7	6	2'19.086	29.533	30.906	41.250	37.397	204.9
7	2'19.551	29.588	31.260	41.572	37.131	199.6	7	2'20.727	29.589	31.108	42.169	37.861	205.7
8	2'20.113	29.676	31.329	41.585	37.523	207.2	8	2'19.255	29.654	31.001	41.154	37.446	201.8
9	2'20.233	29.932	31.253	41.645	37.403	201.4	9	2'22.303	32.227	31.227	41.471	37.378	203.7
10	2'18.534	29.223	31.106	41.194	37.011	205.7	10	2'19.665	29.587	31.248	41.190	37.640	201.8
11	2'25.223	31.589	32.042	43.720	37.872	206.1	11	2'22.121	29.629	31.154	43.485	37.853	201.8
12	2'19.344	29.366	31.247	41.522	37.209	206.1	12	2'19.358	29.536	31.182	41.218	37.422	202.6
9th 21 Rintaro TAKEMOTO Idemitsu ATC - JAPA JPN Runs=1 Total laps=12 Full laps=11 Valid laps=11							12th 5 Tanachat PRATUMT Idemitsu ATC - THAIL THA Runs=1 Total laps=12 Full laps=11 Valid laps=11						
1	34.157						1	34.414					
2	2'22.707	30.718	31.762	42.583	37.644	200.3	2	2'23.563	30.851	31.608	43.168	37.936	205.3
3	2'19.331	29.396	31.025	41.423	37.487	201.1	3	2'20.408	30.138	31.095	41.675	37.500	197.8
4	2'19.029	29.496	30.754	41.269	37.510	200.3	4	2'20.319	29.775	31.037	41.529	37.978	205.3
5	2'20.267	30.011	31.001	41.551	37.704	204.1	5	2'20.236	29.921	31.192	41.422	37.701	198.1
6	2'20.133	29.833	31.082	41.391	37.827	201.1	6	2'19.889	29.738	30.942	41.529	37.680	200.3
7	2'19.549	29.738	30.871	41.378	37.562	199.2	7	2'19.670	29.759	31.190	41.211	37.510	199.2
8	2'19.892	29.497	31.046	41.520	37.829	203.3	8	2'19.479	29.612	31.069	41.292	37.506	200.3
9	2'20.208	29.873	31.088	41.619	37.628	203.7	9	2'19.441	29.602	31.026	41.265	37.548	201.8
10	3'17.050	29.586	30.992	43.305	1'33.167	204.5	10	2'20.446	29.693	31.167	41.308	38.278	198.5
11	2'20.257	29.928	31.127	41.231	37.971	194.5	11	2'21.765	30.706	31.122	42.275	37.662	192.1
12	2'20.502	30.037	31.273	41.293	37.899	194.2	12	2'19.819	29.626	31.087	41.559	37.547	201.4
10th 22 Alfonsi DAQUIGAN Idemitsu ATC - PHILI PHI Runs=1 Total laps=12 Full laps=11 Valid laps=11							13th 11 Sarthak CHAVAN Idemitsu ATC - INDIA IND Runs=1 Total laps=12 Full laps=11 Valid laps=9						
1	33.078						1	33.857					
2	2'21.832	30.538	31.289	42.195	37.810	197.4	2	2'23.439	30.844	32.116	42.598	37.881	195.6
3	2'19.331	29.834	31.060	41.062	37.375	197.0	3	2'20.859	29.744	31.171	42.303	37.641	199.6
4	2'19.047	29.431	30.975	41.089	37.552	198.8	4	2'20.779	30.114	31.194	41.330	38.141	199.6
5	2'21.176	31.508	31.094	41.216	37.358	201.4	5	2'20.104	29.913	31.206	41.311	37.674	199.2
6	2'19.682	29.753	31.312	41.208	37.409	198.1	6	2'20.063	29.832	30.858	41.542	37.831	201.1
7	2'19.681	29.815	30.933	41.250	37.683	196.3	7	2'19.714	29.683	31.152	41.214	37.665	200.3
8	2'21.074	31.522	31.124	41.308	37.120	196.0	8	2'19.534	29.562	30.976	41.217	37.779	201.4
9	2'19.174	29.451	31.165	41.068	37.490	206.5	9	2'19.483	29.456	30.876	41.324	37.827	200.3
10	2'19.086	29.540	31.124	41.207	37.215	203.7	10	2'19.850 *	29.734	31.021	41.099	37.996*	200.0
11	2'25.800	33.787	31.448	42.591	37.974	200.7	11	2'24.214	30.389	31.131	43.122	39.572	194.5
12	2'19.298	29.717	30.999	41.274	37.308	207.2	12	2'20.014 *	29.643	31.205	41.282	37.884*	197.8
14th 3 Asyraff ZAQUAN Idemitsu ATC - MALA MAL Runs=1 Total laps=12 Full laps=11 Valid laps=11													
1	35.087						1	35.087					
2	2'24.820	31.229	31.874	43.740	37.977	196.3	2	2'24.820	31.229	31.874	43.740	37.977	196.3
3	2'21.039	29.867	31.494	42.066	37.612	208.0	3	2'21.039	29.867	31.494	42.066	37.612	208.0
4	2'20.062	29.744	31.295	41.567	37.456	201.8	4	2'20.062	29.744	31.295	41.567	37.456	201.8
5	2'20.149	29.679	31.329	41.767	37.374	204.5	5	2'20.149	29.679	31.329	41.767	37.374	204.5
6	2'19.920	29.464	31.327	41.653	37.476	204.9	6	2'19.920	29.464	31.327	41.653	37.476	204.9
7	2'20.474	29.794	31.477	41.780	37.423	204.1	7	2'20.474	29.794	31.477	41.780	37.423	204.1
8	2'21.134	29.838	31.576	41.975	37.745	200.7	8	2'21.134	29.838	31.576	41.975	37.745	200.7
9	2'20.937	29.822	31.442	41.937	37.736	199.2	9	2'20.937	29.822	31.442	41.937	37.736	199.2

Fastest Lap: Ryota OGIWARA Idemitsu ATC - JAPA JPN 2'17.133 28.836 30.497 40.688 37.112

DORNA DATA PROCESSING TIMING SERVICE DORNA DATA PROCESSING TIMING SERVICE DORNA DATA PROCESSING TIMING SERVICE DORNA DATA PROCESSING TIMING SERVICE DORNA DATA PROCESSING TIMING SERVICE DORNA DATA PROCESSING TIMING SERVICE DORNA DATA PROCESSING TIMING SERVICE DORNA DATA PROCCESSS



Free Practice Nr. 2

ATC

Lap	Lap Time	T1	T2	T3	T4	Speed	Lap	Lap Time	T1	T2	T3	T4	Speed
10	2'21.841	30.075	31.671	42.348	37.747	199.2	6	2'21.646	30.343	31.574	41.822	37.907	196.7
11	2'21.368	29.942	31.594	42.151	37.681	199.2	7	2'22.030	30.232	31.672	41.979	38.147	196.7
12	2'21.297	29.878	31.632	42.071	37.716	200.0	8	2'21.961	30.212	31.531	41.884	38.334	199.2

15th 12 Rikki HENRY Idemitsu ATC - AUST AUS
 Runs=1 Total laps=12 Full laps=11 Valid laps=11

1	33.698					
2	2'26.283	30.708	32.091	45.773	37.711	191.4
3	2'21.433	29.539	31.971	42.203	37.720	206.1
4	2'20.074	29.647	31.287	41.582	37.558	206.1
5	2'20.610	29.651	31.354	41.810	37.795	201.1
6	2'20.402	29.814	31.427	41.689	37.472	201.4
7	2'20.513	29.756	31.308	41.676	37.773	202.6
8	2'20.393	29.707	31.345	41.722	37.619	200.7
9	2'22.495	29.991	31.604	42.752	38.148	206.1
10	2'23.395	30.272	31.976	42.820	38.327	197.4
11	2'24.076	30.315	31.947	43.151	38.663	196.7
12	2'21.306	29.877	31.411	42.101	37.917	199.6

16th 23 Kitsada TANACHOT Idemitsu ATC - THAIL THA
 Runs=1 Total laps=12 Full laps=11 Valid laps=11

1	35.127					
2	2'24.121	30.442	32.293	43.170	38.216	199.6
3	2'20.572	29.711	31.227	41.662	37.972	204.5
4	2'20.111	29.896	31.019	41.466	37.730	203.0
5	2'20.252	29.832	31.156	41.489	37.775	198.5
6	2'20.458	29.802	31.284	41.615	37.757	199.2
7	2'21.350	29.932	31.502	41.726	38.190	198.5
8	2'21.153	29.708	31.365	41.935	38.145	198.5
9	2'20.719	29.652	31.224	41.949	37.894	198.5
10	2'25.603	29.712	33.736	43.761	38.394	200.7
11	2'23.266	30.407	31.775	42.467	38.617	200.0
12	2'22.635	30.057	31.609	42.205	38.764	194.9

17th 26 Noprutpong BUNPR Idemitsu ATC - THAIL THA
 Runs=1 Total laps=12 Full laps=11 Valid laps=11

1	34.715					
2	2'23.965	30.594	32.026	43.038	38.307	201.8
3	2'20.836	30.021	31.274	41.695	37.846	202.2
4	2'21.035	29.764	31.308	42.175	37.788	200.3
5	2'20.455	29.732	31.215	41.712	37.796	199.2
6	2'21.396	29.980	31.661	41.919	37.836	200.0
7	2'22.394	30.607	31.570	42.156	38.061	201.1
8	2'28.834	30.258	31.687	44.679	42.210	197.8
9	2'21.598	30.353	31.667	41.819	37.759	196.0
10	2'21.549	30.161	31.508	41.634	38.246	198.1
11	2'21.988	30.262	31.576	41.983	38.167	201.1
12	2'22.763	30.396	31.823	41.897	38.647	195.6

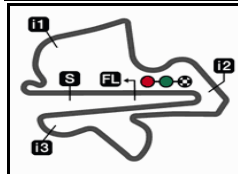
18th 8 Rakshith DAVE Idemitsu ATC - INDIA IND
 Runs=1 Total laps=12 Full laps=11 Valid laps=11

1	35.242					
2	2'25.356	30.935	32.498	43.761	38.162	201.4
3	2'22.267	30.060	32.153	42.245	37.809	201.8
4	2'22.053	30.268	31.437	41.974	38.374	195.6
5	2'22.136	30.419	31.637	42.076	38.004	196.0

Fastest Lap: Ryota OGIWARA Idemitsu ATC - JAPA JPN 2'17.133 28.836 30.497 40.688 37.112

DORNA DATA PROCESSING TIMING SERVICE DORNA DATA PROCESSING TIMING SERVICE DORNA DATA PROCESSING TIMING SERVICE DORNA DATA PROCESSING TIMING SERVICE DORNA DATA PROCESSING TIMING SERVICE DORNA DATA PROCESSING TIMING SERVICE DORNA DATA PROCESSING TIMING SERVICE DORNA DATA PROCCESSS






5543 m.

PETRONAS GRAND PRIX OF MALAYSIA

Free Practice Nr. 2

Combined Practice Times

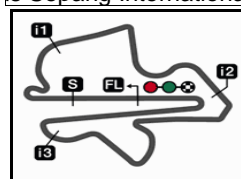
	Rider	Nation	Team	MOTORCYCLE	FP1	FP2	Gap
1	16 R. OGIWARA	JPN	Idemitsu ATC - JAPAN	HONDA	2'18.410	6 2'17.133	3
2	2 Z. MITANI	JPN	Idemitsu ATC - JAPAN	HONDA	2'17.803	6 2'17.331	4 0.198 0.198
3	19 F. HAFIY	MAL	Idemitsu ATC - MALAYSIA	HONDA	2'18.889	7 2'17.548	8 0.415 0.217
4	7 K. RAMADHIPA	INA	Idemitsu ATC - INDONESIA	HONDA	2'18.967	6 2'17.836	4 0.703 0.288
5	9 R. TAKAHIRA	JPN	Idemitsu ATC - JAPAN	HONDA	2'19.567	7 2'18.231	4 1.098 0.395
6	14 S. IKEGAMI	JPN	Idemitsu ATC - JAPAN	HONDA	2'20.542	10 2'18.282	6 1.149 0.051
7	20 K. SINGHAPONG	THA	Idemitsu ATC - THAILAND	HONDA	2'19.539	6 2'18.368	7 1.235 0.086
8	15 A. SCHMIDT	AUS	Idemitsu ATC - AUSTRALIA	HONDA	2'20.299	6 2'18.534	10 1.401 0.166
9	21 R. TAKEMOTO	JPN	Idemitsu ATC - JAPAN	HONDA	2'20.142	12 2'19.029	4 1.896 0.495
10	22 A. DAQUIGAN	PHI	Idemitsu ATC - PHILIPPINES	HONDA	2'19.629	5 2'19.047	4 1.914 0.018
11	6 L. RUSSO	AUS	Idemitsu ATC - AUSTRALIA	HONDA	2'19.755	9 2'19.086	6 1.953 0.039
12	5 T. PRATUMTONG	THA	Idemitsu ATC - THAILAND	HONDA	2'21.428	12 2'19.441	9 2.308 0.355
13	11 S. CHAVAN	IND	Idemitsu ATC - INDIA	HONDA	2'20.667	9 2'19.483	9 2.350 0.042
14	3 A. ZAQUAN	MAL	Idemitsu ATC - MALAYSIA	HONDA	2'21.375	8 2'19.920	6 2.787 0.437
15	12 R. HENRY	AUS	Idemitsu ATC - AUSTRALIA	HONDA	2'20.966	6 2'20.074	4 2.941 0.154
16	23 K. TANACHOT	THA	Idemitsu ATC - THAILAND	HONDA	2'21.104	10 2'20.111	4 2.978 0.037
17	26 N. BUNPRAWES	THA	Idemitsu ATC - THAILAND	HONDA	2'21.433	10 2'20.455	5 3.322 0.344
18	17 F. NAQIB	MAL	Idemitsu ATC - MALAYSIA	HONDA	2'21.431	8 2'21.811	3 4.298 0.976
19	8 R. DAVE	IND	Idemitsu ATC - INDIA	HONDA	2'23.922	6 2'21.646	6 4.513 0.215

Pole Position Record: 2024 **Zen MITANI** **2'16.496** 146.2 Km/h

The results are provisional until the end of the limit for protest and appeals.

Time limit for protest expires 60' after publication of the results - Time:

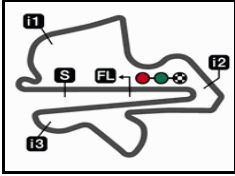
DORNA DATA PROCESSING TIMING SERVICE DORNA DATA PROCESSING TIMING SERVICE DORNA DATA PROCESSING TIMING SERVICE DORNA DATA PROCESSING TIMING SERVICE DORNA DATA PROCESSING TIMING SERVICE DORNA DATA PROCESSING TIMING SERVICE DORNA DATA PROCESSING TIMING SERVICE DORNA DATA PROCESSING TIMING SERVICE DORNA DATA PROCESSING TIMING SERVICE DORNA DATA PROCESSING TIMING SERVICE DORNA DATA PROCCEESSS



5543 m.


PETRONAS GRAND PRIX OF MALAYSIA**Free Practice Nr. 2****Best Partial Times****ATC***IT Ideal Lap Time, sum of the best partial times**BT Best Lap Time*

Pos	T1		T2		T3		T4		Pos	Rider	IT	BT
	Rider	Time	Rider	Time	Rider	Time	Rider	Time				
1	R.OGIWARA	28.836	Z.MITANI	30.431	Z.MITANI	40.495	K.RAMADHIPA	36.725	1	R.OGIWARA	2'16.716	2'17.133 (1)
2	F.HAFIY	28.881	R.OGIWARA	30.452	R.OGIWARA	40.581	R.OGIWARA	36.847	2	Z.MITANI	2'16.863	2'17.331 (2)
3	Z.MITANI	28.920	K.SINGHAPONG	30.487	F.HAFIY	40.727	A.SCHMIDT	37.011	3	F.HAFIY	2'17.307	2'17.548 (3)
4	A.SCHMIDT	29.223	R.TAKAHIRA	30.571	R.TAKAHIRA	40.781	Z.MITANI	37.017	4	K.RAMADHIPA	2'17.587	2'17.836 (4)
5	S.IKEGAMI	29.254	F.HAFIY	30.634	S.IKEGAMI	40.900	F.HAFIY	37.065	5	K.SINGHAPON	2'17.920	2'18.368 (7)
6	K.RAMADHIPA	29.264	K.RAMADHIPA	30.683	K.RAMADHIPA	40.915	K.SINGHAPONG	37.102	6	R.TAKAHIRA	2'17.928	2'18.231 (5)
7	R.TAKAHIRA	29.291	R.TAKEMOTO	30.754	K.SINGHAPONG	41.018	A.DAQUIGAN	37.120	7	S.IKEGAMI	2'18.130	2'18.282 (6)
8	K.SINGHAPONG	29.313	S.IKEGAMI	30.839	A.DAQUIGAN	41.062	S.IKEGAMI	37.137	8	A.SCHMIDT	2'18.490	2'18.534 (8)
9	R.TAKEMOTO	29.396	S.CHAVAN	30.858	S.CHAVAN	41.099	R.TAKAHIRA	37.285	9	A.DAQUIGAN	2'18.546	2'19.047 (10)
10	A.DAQUIGAN	29.431	L.RUSSO	30.906	L.RUSSO	41.154	A.ZAQUAN	37.374	10	R.TAKEMOTO	2'18.868	2'19.029 (9)
11	S.CHAVAN	29.456	A.DAQUIGAN	30.933	A.SCHMIDT	41.194	L.RUSSO	37.378	11	L.RUSSO	2'18.971	2'19.086 (11)
12	A.ZAQUAN	29.464	T.PRATUMTONG	30.942	T.PRATUMTONG	41.211	R.HENRY	37.472	12	S.CHAVAN	2'19.054	2'19.483 (13)
13	L.RUSSO	29.533	K.TANACHOT	31.019	R.TAKEMOTO	41.231	R.TAKEMOTO	37.487	13	T.PRATUMTON	2'19.255	2'19.441 (12)
14	R.HENRY	29.539	A.SCHMIDT	31.062	K.TANACHOT	41.466	T.PRATUMTONG	37.500	14	A.ZAQUAN	2'19.700	2'19.920 (14)
15	T.PRATUMTONG	29.602	N.BUNPRAWES	31.215	A.ZAQUAN	41.567	F.NAQIB	37.601	15	K.TANACHOT	2'19.867	2'20.111 (16)
16	K.TANACHOT	29.652	R.HENRY	31.287	R.HENRY	41.582	S.CHAVAN	37.641	16	R.HENRY	2'19.880	2'20.074 (15)
17	F.NAQIB	29.666	A.ZAQUAN	31.295	N.BUNPRAWES	41.634	K.TANACHOT	37.730	17	N.BUNPRAWES	2'20.340	2'20.455 (17)
18	N.BUNPRAWES	29.732	R.DAVE	31.437	R.DAVE	41.822	N.BUNPRAWES	37.759	18	F.NAQIB	2'20.814	2'21.811 (19)
19	R.DAVE	30.060	F.NAQIB	31.587	F.NAQIB	41.960	R.DAVE	37.809	19	R.DAVE	2'21.128	2'21.646 (18)



5543 m.

PETRONAS GRAND PRIX OF MALAYSIA
Free Practice Nr. 2
Fastest Laps Sequence

<i>Practice Time</i>	 <i>Rider</i>	<i>Nation</i>	<i>Motorcycle</i>	<i>Time</i>	<i>Km/h</i>	<i>Rider's Lap</i>
2'54.910	22 Alfonsi DAQUIGAN	PHI	HONDA	2'21.832	140.6	2
2'56.456	16 Ryota OGIWARA	JPN	HONDA	2'20.309	142.2	2
3'01.373	19 Farish HAFIY	MAL	HONDA	2'20.111	142.4	2
5'13.589	16 Ryota OGIWARA	JPN	HONDA	2'17.133	145.5	3