


5543 m.

**PETRONAS GRAND PRIX OF MALAYSIA**  
**Qualifying Practice**  
**Classification**

6

	Rider	Nation	Team	Motorcycle	Time	Lap	Total	Gap	Top Speed
1	2 Zen MITANI	JPN	Idemitsu ATC - JAPAN	HONDA	2'16.764	4	12		203.7
2	16 Ryota OGIWARA	JPN	Idemitsu ATC - JAPAN	HONDA	2'16.796	7	10	0.032 0.032	207.2
3	19 Farish HAFIY	MAL	Idemitsu ATC - MALAYSIA	HONDA	2'16.987	12	12	0.223 0.191	210.5
4	7 Kiandra RAMADHIPA	INA	Idemitsu ATC - INDONESIA	HONDA	2'17.529	4	12	0.765 0.542	213.0
5	14 Seiryu IKEGAMI	JPN	Idemitsu ATC - JAPAN	HONDA	2'17.844	7	12	1.080 0.315	209.7
6	9 Riichi TAKAHIRA	JPN	Idemitsu ATC - JAPAN	HONDA	2'17.887	5	11	1.123 0.043	210.9
7	20 Kiattisak SINGHAPONG	THA	Idemitsu ATC - THAILAND	HONDA	2'17.912	9	12	1.148 0.025	210.9
8	15 Archie SCHMIDT	AUS	Idemitsu ATC - AUSTRALIA	HONDA	2'18.102	8	12	1.338 0.190	213.4
9	22 Alfonsi DAQUIGAN	PHI	Idemitsu ATC - PHILIPPINES	HONDA	2'18.349	5	12	1.585 0.247	209.3
10	12 Rikki HENRY	AUS	Idemitsu ATC - AUSTRALIA	HONDA	2'18.510	8	12	1.746 0.161	204.9
11	21 Rintaro TAKEMOTO	JPN	Idemitsu ATC - JAPAN	HONDA	2'18.605	5	11	1.841 0.095	207.2
12	11 Sarthak CHAVAN	IND	Idemitsu ATC - INDIA	HONDA	2'18.642	5	5	1.878 0.037	207.2
13	6 Levi Kwan RUSSO	AUS	Idemitsu ATC - AUSTRALIA	HONDA	2'18.675	6	12	1.911 0.033	210.5
14	5 Tanachat PRATUMTONG	THA	Idemitsu ATC - THAILAND	HONDA	2'18.819	5	12	2.055 0.144	210.9
15	23 Kitsada TANACHOT	THA	Idemitsu ATC - THAILAND	HONDA	2'19.146	3	12	2.382 0.327	205.3
16	26 Noprutpong BUNPRAWES	THA	Idemitsu ATC - THAILAND	HONDA	2'19.351	7	12	2.587 0.205	208.8
17	3 Asyraff ZAQUAN	MAL	Idemitsu ATC - MALAYSIA	HONDA	2'19.536	8	12	2.772 0.185	208.4
18	17 Farhan NAQIB	MAL	Idemitsu ATC - MALAYSIA	HONDA	2'20.024	3	12	3.260 0.488	211.3
19	8 Rakshith DAVE	IND	Idemitsu ATC - INDIA	HONDA	2'20.758	5	11	3.994 0.734	204.5

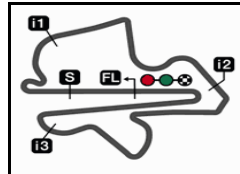
Practice condition: Dry  
 Air: 31°  
 Humidity: 65%  
 Ground: 45°

Fastest Lap: Lap: 4 **Zen MITANI** 2'16.764 145.9 Km/h

The results are provisional until the end of the limit for protest and appeals.

Time limit for protest expires 60' after publication of the results - ..... Time: .....

DORNA DATA PROCESSING TIMING SERVICE DORNA DATA PROCESSING TIMING SERVICE DORNA DATA PROCESSING TIMING SERVICE DORNA DATA PROCESSING TIMING SERVICE DORNA DATA PROCESSING TIMING SERVICE DORNA DATA PROCESSING TIMING SERVICE DORNA DATA PROCESSING TIMING SERVICE DORNA DATA PROCESSING TIMING SERVICE DORNA DATA PROCESSING TIMING SERVICE DORNA DATA PROCCESSS



5543 m.

# PETRONAS GRAND PRIX OF MALAYSIA

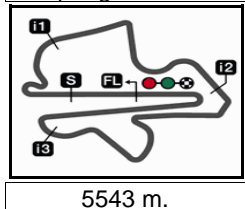
## Qualifying Practice

### Top Speed & Average

7



Rider	Nation	Motorcycle	Top 5 speeds					Average	Top
15 Archie SCHMIDT	AUS	HONDA	213.4	209.7	208.8	206.5	204.5	208.6	213.4
7 Kiandra RAMADHIPA	INA	HONDA	213.0	210.5	206.1	205.3	204.9	208.0	213.0
17 Farhan NAQIB	MAL	HONDA	211.3	207.6	203.7	203.3	203.0	205.3	211.3
5 Tanachat PRATUMTONG	THA	HONDA	210.9	206.1	203.7	203.3	202.6	205.3	210.9
9 Riichi TAKAHIRA	JPN	HONDA	210.9	207.6	206.1	201.8	201.4	205.6	210.9
20 Kiattisak SINGHAPONG	THA	HONDA	210.9	208.0	207.6	206.5	203.0	207.2	210.9
6 Levi Kwan RUSSO	AUS	HONDA	210.5	206.5	205.7	204.9	203.7	206.3	210.5
19 Farish HAFIY	MAL	HONDA	210.5	208.8	206.1	205.3	204.1	207.0	210.5
14 Seiryu IKEGAMI	JPN	HONDA	209.7	209.7	206.8	206.1	204.9	207.4	209.7
22 Alfonsi DAQUIGAN	PHI	HONDA	209.3	208.8	208.4	206.5	204.5	207.5	209.3
26 Noprutpong BUNPRAWES	THA	HONDA	208.8	206.1	205.3	204.5	204.1	205.8	208.8
3 Asyraff ZAQUAN	MAL	HONDA	208.4	206.8	206.5	206.1	204.5	206.5	208.4
11 Sarthak CHAVAN	IND	HONDA	207.2	206.1	201.8	191.1		201.6	207.2
16 Ryota OGIWARA	JPN	HONDA	207.2	205.7	203.7	203.7	203.3	204.7	207.2
21 Rintaro TAKEMOTO	JPN	HONDA	207.2	206.1	204.5	203.0	202.2	204.6	207.2
23 Kitsada TANACHOT	THA	HONDA	205.3	203.7	203.7	203.7	203.3	203.8	205.3
12 Rikki HENRY	AUS	HONDA	204.9	204.9	204.5	203.3	203.3	204.2	204.9
8 Rakshith DAVE	IND	HONDA	204.5	203.7	200.7	199.6	198.5	201.4	204.5
2 Zen MITANI	JPN	HONDA	203.7	203.0	201.8	199.6	198.5	201.3	203.7



# PETRONAS GRAND PRIX OF MALAYSIA

## Qualifying Practice

### Chronological Analysis of Performances

8

\* Lap / Sector time cancelled      T1 Time from finish line to 1st intermediate      T3 Time from 2nd intermed. to 3rd intermed.  
 P Crossing the finish line in pit lane      T2 Time from 1st intermed. to 2nd intermed.      T4 Time from 3rd intermediate to finish line

Lap	Lap Time	T1	T2	T3	T4	Speed	Lap	Lap Time	T1	T2	T3	T4	Speed
<b>1st 2 Zen MITANI</b> Idemitsu ATC - JAPA JPN													
Runs=1 Total laps=12 Full laps=11 Valid laps=10													
1	37.127						2	2'24.331	32.394	31.824	42.159	37.954	202.2
2	2'23.989	32.593	31.290	42.414	37.692	198.5	3	2'17.865	29.213	30.743	41.003	36.906	213.0
3	2'16.714 *	28.993	30.495	40.354*	36.872	199.6	4	2'17.529	29.173	30.503	40.691	37.162	205.3
4	2'16.764	28.883	30.238	40.449	37.194	201.8	5	2'20.761	29.535	31.679	41.320	38.227	200.7
5	2'22.919	34.000	30.669	41.295	36.955	192.1	6	2'17.753	29.375	30.610	40.944	36.824	204.9
6	2'17.950	29.198	30.646	40.956	37.150	203.0	7	2'17.618	29.225	30.689	40.740	36.964	204.1
7	2'17.546	29.301	30.528	40.514	37.203	203.7	8	2'20.358	29.503	30.915	41.060	38.880	199.6
8	2'53.414	32.672	30.787	41.539	1'08.416	188.8	9	2'24.192	34.243	31.447	41.413	37.089	198.5
9	2'17.815	29.415	30.761	40.486	37.153	195.6	10	2'22.788	29.290	30.703	43.261	39.534	204.5
10	2'17.458	29.288	30.722	40.502	36.946	195.2	11	2'20.496	29.270	30.812	41.707	38.707	206.1
11	2'17.449	29.276	30.588	40.509	37.076	196.7	12	2'17.727	29.265	31.036	40.718	36.708	210.5
12	2'17.690	29.459	30.691	40.407	37.133	197.8							
<b>2nd 16 Ryota OGIWARA</b> Idemitsu ATC - JAPA JPN													
Runs=1 Total laps=10 Full laps=9 Valid laps=8													
1	40.713						5th 14 Seiryu IKEGAMI	Idemitsu ATC - JAPA JPN					
2	2'22.977	30.854	31.606	42.550	37.967	191.1	Runs=1 Total laps=12 Full laps=11 Valid laps=11						
3	2'18.322 *	29.472	30.730	40.282	37.838*	196.0	1	38.134					
4	6'58.068	29.659	30.887	41.704	5'15.818	200.7	2	2'24.437	32.094	31.929	41.998	38.416	209.7
5	2'20.140	29.429	31.118	42.599	36.994	203.7	3	2'18.667	29.381	31.019	40.932	37.335	209.7
6	2'16.820	29.034	30.819	40.369	36.598	205.7	4	2'18.837	29.336	31.034	41.175	37.292	203.7
7	2'16.796	28.952	30.495	40.450	36.899	203.7	5	2'18.660	29.224	30.952	41.060	37.424	202.2
8	2'26.653	35.782	30.626	41.655	38.590	196.7	6	2'17.892	29.272	30.669	40.981	36.970	202.2
9	2'20.522	29.180	30.851	41.781	38.710	207.2	7	2'17.844	29.266	30.763	40.645	37.170	204.1
10	2'17.518	29.315	30.646	40.533	37.024	203.3	8	2'21.564	29.086	31.043	43.437	37.998	204.9
							9	2'18.548	29.328	31.269	40.813	37.138	199.6
							10	2'26.715	32.394	34.751	42.081	37.489	199.6
							11	2'19.912	29.625	30.883	41.234	38.170	206.8
							12	2'17.869	29.347	31.076	40.548	36.898	206.1
<b>3rd 19 Farish HAFIY</b> Idemitsu ATC - MALA MAL													
Runs=1 Total laps=12 Full laps=11 Valid laps=11													
1	37.972						<b>6th 9 Riichi TAKAHIRA</b> Idemitsu ATC - JAPA JPN						
2	2'24.672	31.032	31.371	41.285	40.984	204.1	Runs=1 Total laps=11 Full laps=10 Valid laps=10						
3	2'17.204	29.153	30.604	40.638	36.809	210.5	1	38.619					
4	2'17.313	28.916	30.634	40.352	37.411	203.3	2	2'22.929	30.774	31.402	42.485	38.268	201.4
5	2'18.078	29.182	30.774	40.734	37.388	199.6	3	2'18.201	29.333	30.925	40.500	37.443	201.8
6	2'21.459	32.991	30.581	40.956	36.931	197.0	4	2'18.314	29.624	30.776	40.475	37.439	199.6
7	2'17.045	28.943	30.486	40.675	36.941	203.3	5	2'17.887	29.280	31.056	40.452	37.099	210.9
8	2'18.699	29.137	30.951	41.109	37.502	206.1	6	2'19.054	29.568	30.909	41.123	37.454	201.1
9	2'35.261	44.856	32.039	41.181	37.185	196.0	7	2'18.530	29.723	30.854	40.575	37.378	198.8
10	2'18.717	29.225	30.965	41.206	37.321	205.3	8	4'44.587	32.478	30.689	41.477	2'59.943	198.8
11	2'18.165	29.306	30.970	40.889	37.000	198.8	9	2'23.038	29.732	30.957	44.445	37.904	206.1
12	2'16.987	28.908	30.578	40.410	37.091	208.8	10	2'18.927	29.388	30.572	41.221	37.746	207.6
							11	2'18.578	29.629	31.000	40.923	37.026	197.4
<b>4th 7 Kiandra RAMADHIP</b> Idemitsu ATC - INDO INA													
Runs=1 Total laps=12 Full laps=11 Valid laps=11													
1	37.685						<b>7th 20 Kiattisak SINGHAP</b> Idemitsu ATC - THAIL THA						
							Runs=1 Total laps=12 Full laps=11 Valid laps=11						
							1	34.920					
							2	2'26.914	35.078	31.723	42.195	37.918	200.7
							3	2'17.948	29.284	30.769	40.815	37.080	207.6

**Fastest Lap:** Zen MITANI Idemitsu ATC - JAPA JPN 2'16.764 28.883 30.238 40.449 37.194

DORNA DATA PROCESSING TIMING SERVICE DORNA DATA PROCESSING TIMING SERVICE DORNA DATA PROCESSING TIMING SERVICE DORNA DATA PROCESSING TIMING SERVICE DORNA DATA PROCESSING TIMING SERVICE DORNA DATA PROCESSING TIMING SERVICE DORNA DATA PROCESSING TIMING SERVICE DORNA DATA PROCESSING TIMING SERVICE DORNA DATA PROCCESSS

# Qualifying Practice

ATC

Lap	Lap Time	T1	T2	T3	T4	Speed	Lap	Lap Time	T1	T2	T3	T4	Speed
<b>11th 21 Rintaro TAKEMOTO</b> Idemitsu ATC - JAPA JPN Runs=1 Total laps=11 Full laps=10 Valid laps=10							1	37.020					
4	2'18.457	29.768	30.656	40.747	37.286	200.3	2	2'25.311	32.187	31.734	42.778	38.612	196.7
5	2'18.774	29.603	31.048	41.094	37.029	210.9	3	2'19.466	29.886	31.084	40.802	37.694	204.5
6	2'18.114	29.401	30.583	40.918	37.212	206.5	4	2'19.095	29.534	30.957	41.080	37.524	207.2
7	2'25.504	29.380	36.767	41.475	37.882	200.3	5	2'18.605	29.550	30.672	40.929	37.454	203.0
8	2'18.267	29.293	30.528	40.910	37.536	203.0	6	2'19.929	29.931	31.188	41.133	37.677	206.1
9	2'17.912	29.379	30.471	40.800	37.262	200.3	7	2'19.136	29.599	30.998	40.898	37.641	202.2
10	2'23.393	33.227	30.883	41.207	38.076	199.6	8	3'49.473	29.701	31.051	41.495	2'07.226	201.8
11	2'22.785	29.677	30.896	44.624	37.588	197.8	9	2'19.843	29.827	31.024	41.346	37.646	194.5
12	2'22.694	32.881	30.930	41.331	37.552	208.0	10	2'19.508	29.895	30.965	41.000	37.648	193.5
<b>8th 15 Archie SCHMIDT</b> Idemitsu ATC - AUST AUS Runs=1 Total laps=12 Full laps=11 Valid laps=10							11	2'19.367	29.665	30.902	40.998	37.802	196.0
1	33.426						<b>12th 11 Sarthak CHAVAN</b> Idemitsu ATC - INDIA IND Runs=1 Total laps=5 Full laps=4 Valid laps=4						
2	2'21.937	30.332	31.853	42.265	37.487	202.2	1	34.476					
3	2'19.433	29.488	31.257	41.338	37.350	203.0	2	2'27.287	32.237	31.353	43.207	40.490	191.1
4	2'19.813	29.587	31.304	41.437	37.485	204.5	3	2'19.963	29.921	31.415	40.898	37.729	206.1
5	2'24.376	34.223	31.504	41.317	37.332	189.4	4	2'19.537	29.474	31.245	41.629	37.189	207.2
6	2'18.617	29.422	30.697	41.367	37.131	208.8	5	2'18.642	29.551	30.863	40.728	37.500	201.8
7	2'18.492	29.238	30.964	41.034	37.256	203.3	<b>13th 6 Levi Kwan RUSSO</b> Idemitsu ATC - AUST AUS Runs=1 Total laps=12 Full laps=11 Valid laps=11						
8	2'18.102	29.200	30.870	40.949	37.083	203.0	1	32.950					
9	2'21.051	29.557	32.526	41.547	37.421	206.5	2	2'21.685	30.579	31.619	41.896	37.591	196.7
10	2'26.310	30.486	32.880	42.654	40.290	203.0	3	2'19.986	29.852	31.186	41.316	37.632	202.2
11	2'21.097	30.028	31.418	41.598	38.053	209.7	4	2'20.222	29.723	31.505	41.395	37.599	200.0
12	2'18.902 *	29.250	30.984	41.257	37.411*	213.4	5	2'27.982	29.488	31.441	49.673	37.380	201.8
<b>9th 22 Alfonsi DAQUIGAN</b> Idemitsu ATC - PHILI PHI Runs=1 Total laps=12 Full laps=11 Valid laps=11							6	2'18.675	29.573	30.984	40.993	37.125	202.2
1	32.914						7	2'19.453	29.650	31.061	41.193	37.549	203.7
2	2'21.580	30.398	31.758	41.774	37.650	197.0	8	2'18.777	29.327	30.866	41.347	37.237	205.7
3	2'20.005	29.743	31.194	41.445	37.623	198.1	9	2'19.514	29.456	31.066	41.504	37.488	206.5
4	2'23.298	32.866	31.087	41.288	38.057	197.4	10	2'23.335	29.499	31.113	45.326	37.397	204.9
5	2'18.349	29.434	31.009	40.848	37.058	208.4	11	2'20.206	29.442	31.113	41.636	38.015	200.3
6	2'19.267	29.751	30.988	41.333	37.195	203.0	12	2'23.168	32.141	31.375	42.045	37.607	210.5
7	2'18.547	29.645	30.682	41.297	36.923	204.5	<b>14th 5 Tanachat PRATUMT</b> Idemitsu ATC - THAIL THA Runs=1 Total laps=12 Full laps=11 Valid laps=11						
8	2'18.445	29.449	30.987	40.892	37.117	206.5	1	35.021					
9	2'26.609	35.792	31.566	41.650	37.601	197.8	2	2'26.591	31.282	31.350	45.020	38.939	202.2
10	2'22.455	29.569	31.024	42.404	39.458	203.7	3	2'19.935	29.945	31.129	41.135	37.726	199.6
11	2'20.155	29.661	31.087	41.287	38.120	209.3	4	2'18.886	29.452	31.026	40.975	37.433	206.1
12	2'18.551	29.421	31.010	41.067	37.053	208.8	5	2'18.819	29.568	30.716	41.059	37.476	203.7
<b>10th 12 Rikki HENRY</b> Idemitsu ATC - AUST AUS Runs=1 Total laps=12 Full laps=11 Valid laps=10							6	2'19.534	29.317	30.814	41.448	37.955	210.9
1	33.958						7	2'20.833	30.189	31.611	41.232	37.801	201.8
2	2'21.802	30.082	31.768	42.124	37.828	204.5	8	2'19.877	29.602	30.975	41.647	37.653	202.2
3	2'19.505	29.509	31.295	41.172	37.529	203.3	9	2'19.041	29.520	30.914	41.244	37.363	203.3
4	2'22.123 *	29.639	31.127	42.444*	38.913	203.3	10	2'20.632	29.747	31.036	41.813	38.036	202.6
5	2'19.466	29.592	31.535	41.102	37.237	200.7	11	2'21.241	30.462	31.320	41.620	37.839	193.5
6	2'19.326	29.786	30.900	41.349	37.291	200.7	12	2'20.021	29.703	31.764	40.998	37.556	200.3
7	2'18.698	29.317	30.987	41.179	37.215	204.9	<b>15th 23 Kitsada TANACHOT</b> Idemitsu ATC - THAIL THA Runs=1 Total laps=12 Full laps=11 Valid laps=11						
8	2'18.510	29.350	30.723	40.993	37.444	204.9	1	33.744					
9	2'22.983	31.041	31.554	42.805	37.583	198.8	2	2'22.559	30.716	31.654	42.288	37.901	201.1
10	2'23.165	29.728	31.080	43.824	38.533	198.8							
11	2'20.998	29.480	31.598	41.956	37.964	203.0							
12	2'18.797	29.727	31.017	41.078	36.975	198.5							

**Fastest Lap:** Zen MITANI Idemitsu ATC - JAPA JPN 2'16.764 28.883 30.238 40.449 37.194

DORNA DATA PROCESSING TIMING SERVICE DORNA DATA PROCESSING TIMING SERVICE DORNA DATA PROCESSING TIMING SERVICE DORNA DATA PROCESSING TIMING SERVICE DORNA DATA PROCESSING TIMING SERVICE DORNA DATA PROCESSING TIMING SERVICE DORNA DATA PROCESSING TIMING SERVICE DORNA DATA PROCESSING TIMING SERVICE DORNA DATA PROCCESSS

# Qualifying Practice

ATC

Lap	Lap Time	T1	T2	T3	T4	Speed	Lap	Lap Time	T1	T2	T3	T4	Speed		
3	<b>2'19.146</b>	29.474	31.017	41.080	37.575	201.4	<b>19th 8</b>	<b>Rakshith DAVE</b>					Idemitsu ATC - INDIA IND		
4	<b>2'20.173</b>	29.700	31.051	41.766	37.656	<b>205.3</b>		Runs=1		Total laps=11		Full laps=10		Valid laps=9	
5	<b>2'23.464</b>	33.063	31.192	41.319	37.890	200.0		1	34.558						
6	<b>2'19.785</b>	29.754	31.106	41.214	37.711	203.7		2	<b>2'23.228</b>	31.038	31.780	42.290	38.120	192.1	
7	<b>2'20.266</b>	30.096	31.205	41.221	37.744	203.7		3	<b>2'22.408</b>	30.346	31.886	42.156	38.020	198.1	
8	<b>2'20.031</b>	29.569	31.342	41.288	37.832	201.1		4	<b>2'21.310</b>	30.027	31.771	41.842	37.670	<b>204.5</b>	
9	<b>2'20.378</b>	29.547	31.119	41.770	37.942	203.3		5	<b>2'20.758</b>	<b>29.692</b>	31.577	<b>41.487</b>	38.002	203.7	
10	<b>2'21.434</b>	29.537	31.076	41.917	38.904	201.1		6	4'35.362 *	32.517	31.764	42.679	2'48.402*	196.3	
11	<b>2'20.980</b>	29.854	31.249	41.523	38.354	203.7		7	<b>2'22.778</b>	30.557	31.887	42.342	37.992	196.0	
12	<b>2'20.026</b>	29.517	31.115	41.702	37.692	203.3		8	<b>2'21.349</b>	29.968	31.749	41.770	37.862	200.7	

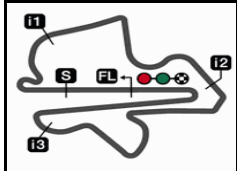
Lap	Lap Time	T1	T2	T3	T4	Speed
<b>16th 26</b>	<b>Noprutpong BUNPR</b>					Idemitsu ATC - THAIL THA
Runs=1		Total laps=12		Full laps=11		Valid laps=11
1	33.921					
2	<b>2'21.942</b>	30.395	31.659	42.080	37.808	206.1
3	<b>2'19.855</b>	29.708	31.121	41.559	37.467	205.3
4	<b>2'19.973</b>	29.686	31.099	41.766	<b>37.422</b>	204.5
5	<b>2'19.780</b>	29.776	31.213	41.259	37.532	199.2
6	<b>2'22.330</b>	31.116	31.326	42.139	37.749	199.2
7	<b>2'19.351</b>	<b>29.545</b>	31.037	<b>41.038</b>	37.731	<b>208.8</b>
8	<b>2'20.536</b>	29.724	31.181	41.679	37.952	199.6
9	<b>2'19.884</b>	29.636	31.317	41.346	37.585	204.1
10	<b>2'22.958</b>	30.626	<b>31.023</b>	42.156	39.153	199.6
11	<b>2'20.502</b>	29.959	31.033	41.306	38.204	203.7
12	<b>2'20.770</b>	30.351	31.311	41.269	37.839	203.0

Lap	Lap Time	T1	T2	T3	T4	Speed
<b>17th 3</b>	<b>Asyraff ZAQUAN</b>					Idemitsu ATC - MALA MAL
Runs=1		Total laps=12		Full laps=11		Valid laps=11
1	34.500					
2	<b>2'22.210</b>	30.678	31.774	42.444	37.314	204.5
3	<b>2'20.123</b>	29.671	31.482	41.511	37.459	206.5
4	<b>2'20.997</b>	29.554	<b>31.153</b>	41.640	38.650	203.0
5	<b>2'19.874</b>	29.790	31.212	<b>41.463</b>	37.409	203.3
6	<b>2'20.111</b>	29.672	31.182	41.736	37.521	203.7
7	<b>2'20.036</b>	29.640	31.435	41.521	37.440	<b>208.4</b>
8	<b>2'19.536</b>	29.524	31.221	41.539	<b>37.252</b>	203.7
9	<b>2'19.564</b>	<b>29.394</b>	31.294	41.497	37.379	206.1
10	<b>2'20.656</b>	29.506	31.418	42.038	37.694	203.7
11	<b>2'24.849</b>	29.999	31.663	42.003	41.184	197.8
12	<b>2'19.943</b>	29.771	31.328	41.504	37.340	206.8

Lap	Lap Time	T1	T2	T3	T4	Speed
<b>18th 17</b>	<b>Farhan NAQIB</b>					Idemitsu ATC - MALA MAL
Runs=1		Total laps=12		Full laps=11		Valid laps=11
1	34.597					
2	<b>2'22.273</b>	30.624	31.875	42.192	37.582	203.7
3	<b>2'20.024</b>	<b>29.552</b>	31.257	41.800	<b>37.415</b>	<b>211.3</b>
4	<b>2'21.164</b>	29.745	31.373	<b>41.600</b>	38.446	202.6
5	<b>2'21.058</b>	29.851	31.306	41.941	37.960	207.6
6	<b>2'21.964</b>	29.758	33.016	41.648	37.542	203.3
7	<b>2'21.240</b>	29.852	31.553	41.823	38.012	203.0
8	<b>2'22.858</b>	30.112	32.022	42.403	38.321	203.0
9	<b>2'22.340</b>	30.455	31.652	42.205	38.028	200.0
10	<b>2'20.673</b>	29.956	<b>31.237</b>	41.805	37.675	200.3
11	<b>2'21.581</b>	29.895	31.542	42.140	38.004	198.1
12	<b>2'21.602</b>	30.010	31.704	41.993	37.895	200.3

<b>Fastest Lap:</b> Zen MITANI	Idemitsu ATC - JAPA JPN	<b>2'16.764</b>	28.883	30.238	40.449	37.194
--------------------------------	-------------------------	-----------------	--------	--------	--------	--------


DORNA DATA PROCESSING TIMING SERVICE DORNA DATA PROCESSING TIMING SERVICE DORNA DATA PROCESSING TIMING SERVICE DORNA DATA PROCESSING TIMING SERVICE DORNA DATA PROCESSING TIMING SERVICE DORNA DATA PROCESSING TIMING SERVICE DORNA DATA PROCESSING TIMING SERVICE DORNA DATA PROCESSING TIMING SERVICE DORNA DATA PROCESSING TIMING SERVICE DORNA DATA PROCESSING TIMING SERVICE DORNA DATA PROCCESSS



**PETRONAS GRAND PRIX OF MALAYSIA**  
Official Starting Grid

5543 m.

Race : 11 laps = 60.973 km

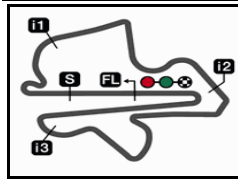


1	<b>1</b> 2'16.764 <b>2 Zen MITANI</b> Honda	2	<b>2</b> 2'16.796 <b>16 Ryota OGIWARA</b> Honda	3	<b>3</b> 2'16.987 <b>19 Farish HAFIY</b> Honda
2	<b>4</b> 2'17.529 <b>7 Kiandra RAMADHIPA</b> Honda	3	<b>5</b> 2'17.844 <b>14 Seiryu IKEGAMI</b> Honda	4	<b>6</b> 2'17.887 <b>9 Riichi TAKAHIRA</b> Honda
3	<b>7</b> 2'17.912 <b>20 Kiattisak SINGHAPONG</b> Honda	4	<b>8</b> 2'18.102 <b>15 Archie SCHMIDT</b> Honda	5	<b>9</b> 2'18.349 <b>22 Alfonsi DAQUIGAN</b> Honda
4	<b>10</b> 2'18.510 <b>12 Rikki HENRY</b> Honda	5	<b>11</b> 2'18.605 <b>21 Rintaro TAKEMOTO</b> Honda	6	<b>12</b> 2'18.642 <b>11 Sarthak CHAVAN</b> Honda
5	<b>13</b> 2'18.675 <b>6 Levi Kwan RUSSO</b> Honda	6	<b>14</b> 2'18.819 <b>5 Tanachat PRATUMTONG</b> Honda	7	<b>15</b> 2'19.146 <b>23 Kitsada TANACHOT</b> Honda
6	<b>16</b> 2'19.351 <b>26 Noprutpong BUNPRAWES</b> Honda	7	<b>17</b> 2'19.536 <b>3 Asyraf ZAQUAN</b> Honda	8	<b>18</b> 2'20.024 <b>17 Farhan NAQIB</b> Honda
7	<b>19</b> 2'20.758 <b>8 Rakshith DAVE</b> Honda				

The results are provisional until the end of the limit for protest and appeals and until the ratification of the Event Management Committee.

Time limit for protest expires 60' at the latest after publication of the results - ..... Time: .....

DORNA DATA PROCESSING TIMING SERVICE DORNA DATA PROCESSING TIMING SERVICE DORNA DATA PROCESSING TIMING SERVICE DORNA DATA PROCESSING TIMING SERVICE DORNA DATA PROCESSING TIMING SERVICE DORNA DATA PROCESSING TIMING SERVICE DORNA DATA PROCESSING TIMING SERVICE DORNA DATA PROCESSING TIMING SERVICE DORNA DATA PROCCEESSS



5543 m.

# PETRONAS GRAND PRIX OF MALAYSIA

## Qualifying Practice

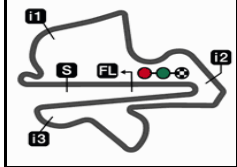
## Best Partial Times

*IT Ideal Lap Time, sum of the best partial times*

*BT Best Lap Time*

Pos	T1		T2		T3		T4		Pos	Rider	IT	BT
	Rider	Time	Rider	Time	Rider	Time	Rider	Time				
1	Z. MITANI	28.883	Z. MITANI	30.238	R. OGIWARA	40.282	R. OGIWARA	36.598	1	R. OGIWARA	2'16.327	2'16.796 (2)
2	F. HAFIY	<b>28.908</b>	K. SINGHAPONG	<b>30.471</b>	F. HAFIY	<b>40.352</b>	K. RAMADHIPA	<b>36.708</b>	2	Z. MITANI	2'16.400	2'16.764 (1)
3	R. OGIWARA	28.952	F. HAFIY	30.486	Z. MITANI	40.407	F. HAFIY	36.809	3	F. HAFIY	2'16.555	2'16.987 (3)
4	S. IKEGAMI	<b>29.086</b>	R. OGIWARA	<b>30.495</b>	R. TAKAHIRA	<b>40.452</b>	Z. MITANI	<b>36.872</b>	4	K. RAMADHIPA	2'17.075	2'17.529 (4)
5	K. RAMADHIPA	29.173	K. RAMADHIPA	30.503	S. IKEGAMI	40.548	S. IKEGAMI	36.898	5	S. IKEGAMI	2'17.201	2'17.844 (5)
6	A. SCHMIDT	<b>29.200</b>	R. TAKAHIRA	<b>30.572</b>	K. RAMADHIPA	<b>40.691</b>	A. DAQUIGAN	<b>36.923</b>	6	R. TAKAHIRA	2'17.330	2'17.887 (6)
7	R. TAKAHIRA	29.280	S. IKEGAMI	30.669	S. CHAVAN	40.728	R. HENRY	36.975	7	K. SINGHAPON	2'17.531	2'17.912 (7)
8	K. SINGHAPONG	<b>29.284</b>	R. TAKEMOTO	<b>30.672</b>	K. SINGHAPONG	<b>40.747</b>	R. TAKAHIRA	<b>37.026</b>	8	A. DAQUIGAN	2'17.874	2'18.349 (9)
9	T. PRATUMTONG	29.317	A. DAQUIGAN	30.682	R. TAKEMOTO	40.802	K. SINGHAPONG	37.029	9	A. SCHMIDT	2'17.929	2'18.102 (8)
10	R. HENRY	<b>29.317</b>	A. SCHMIDT	<b>30.697</b>	A. DAQUIGAN	<b>40.848</b>	A. SCHMIDT	<b>37.083</b>	10	R. HENRY	2'18.008	2'18.510 (10)
11	L. RUSSO	29.327	T. PRATUMTONG	30.716	A. SCHMIDT	40.949	L. RUSSO	37.125	11	S. CHAVAN	2'18.254	2'18.642 (12)
12	A. ZQUAN	<b>29.394</b>	R. HENRY	<b>30.723</b>	T. PRATUMTONG	<b>40.975</b>	S. CHAVAN	<b>37.189</b>	12	L. RUSSO	2'18.311	2'18.675 (13)
13	A. DAQUIGAN	29.421	S. CHAVAN	30.863	L. RUSSO	40.993	A. ZQUAN	37.252	13	T. PRATUMTON	2'18.371	2'18.819 (14)
14	S. CHAVAN	<b>29.474</b>	L. RUSSO	<b>30.866</b>	R. HENRY	<b>40.993</b>	T. PRATUMTONG	<b>37.363</b>	14	R. TAKEMOTO	2'18.462	2'18.605 (11)
15	K. TANACHOT	29.474	K. TANACHOT	31.017	N. BUNPRAWES	41.038	F. NAQIB	37.415	15	N. BUNPRAWES	2'19.028	2'19.351 (16)
16	R. TAKEMOTO	<b>29.534</b>	N. BUNPRAWES	<b>31.023</b>	K. TANACHOT	<b>41.080</b>	N. BUNPRAWES	<b>37.422</b>	16	K. TANACHOT	2'19.146	2'19.146 (15)
17	N. BUNPRAWES	29.545	A. ZQUAN	31.153	A. ZQUAN	41.463	R. TAKEMOTO	37.454	17	A. ZQUAN	2'19.262	2'19.536 (17)
18	F. NAQIB	<b>29.552</b>	F. NAQIB	<b>31.237</b>	R. DAVE	<b>41.487</b>	K. TANACHOT	<b>37.575</b>	18	F. NAQIB	2'19.804	2'20.024 (18)
19	R. DAVE	29.692	R. DAVE	31.563	F. NAQIB	41.600	R. DAVE	37.657	19	R. DAVE	2'20.399	2'20.758 (19)






5543 m.

## PETRONAS GRAND PRIX OF MALAYSIA

### Qualifying Practice

### Fastest Laps Sequence

<i>Practice Time</i>	 <i>Rider</i>	<i>Nation</i>	<i>Motorcycle</i>	<i>Time</i>	<i>Km/h</i>	<i>Rider's Lap</i>
2'54.494	22 Alfonsi DAQUIGAN	PHI	HONDA	2'21.580	140.9	2
5'14.499	22 Alfonsi DAQUIGAN	PHI	HONDA	2'20.005	142.5	3
5'14.621	6 Levi Kwan RUSSO	AUS	HONDA	2'19.986	142.5	3
5'14.796	15 Archie SCHMIDT	AUS	HONDA	2'19.433	143.1	3
5'15.449	23 Kitsada TANACHOT	THA	HONDA	2'19.146	143.4	3
5'19.749	9 Riichi TAKAHIRA	JPN	HONDA	2'18.201	144.3	3
5'19.782	20 Kiattisak SINGHAPONG	THA	HONDA	2'17.948	144.6	3
5'19.848	19 Farish HAFIY	MAL	HONDA	2'17.204	145.4	3
7'34.594	2 Zen MITANI	JPN	HONDA	2'16.764	145.9	4