


5380 m.

## QATAR AIRWAYS GRAND PRIX OF QATAR

## Free Practice Nr. 1

## Classification

3

	Rider	Nation	Team	Motorcycle	Time	Lap	Total	Gap	Top Speed
1	7 Kiandra RAMADHIPA	INA	Idemitsu ATC - INDONESIA	HONDA	2'11.715	10	12		213.0
2	20 Kiattisak SINGHAPONG	THA	Idemitsu ATC - THAILAND	HONDA	2'11.913	8	11	0.198 0.198	218.1
3	2 Zen MITANI	JPN	Idemitsu ATC - JAPAN	HONDA	2'11.929	6	11	0.214 0.016	218.1
4	9 Riichi TAKAHIRA	JPN	Idemitsu ATC - JAPAN	HONDA	2'12.103	11	11	0.388 0.174	215.5
5	14 Seiryu IKEGAMI	JPN	Idemitsu ATC - JAPAN	HONDA	2'12.337	5	11	0.622 0.234	215.5
6	16 Ryota OGIWARA	JPN	Idemitsu ATC - JAPAN	HONDA	2'12.438	11	11	0.723 0.101	218.6
7	19 Farish HAFIY	MAL	Idemitsu ATC - MALAYSIA	HONDA	2'12.720	8	11	1.005 0.282	216.8
8	13 Rama PUTRA	INA	Idemitsu ATC - INDONESIA	HONDA	2'12.985	10	11	1.270 0.265	218.1
9	11 Sarthak CHAVAN	IND	Idemitsu ATC - INDIA	HONDA	2'13.483	10	11	1.768 0.498	218.1
10	21 Rintaro TAKEMOTO	JPN	Idemitsu ATC - JAPAN	HONDA	2'13.668	10	11	1.953 0.185	213.0
11	12 Rikki HENRY	AUS	Idemitsu ATC - AUSTRALIA	HONDA	2'14.149	6	11	2.434 0.481	217.7
12	22 Alfonsi DAQUIGAN	PHI	Idemitsu ATC - PHILIPPINES	HONDA	2'14.240	7	11	2.525 0.091	217.7
13	6 Levi RUSSO	AUS	Idemitsu ATC - AUSTRALIA	HONDA	2'14.393	11	11	2.678 0.153	216.4
14	10 Burapa WANMOON	THA	Idemitsu ATC - THAILAND	HONDA	2'14.702	7	10	2.987 0.309	213.8
15	23 Kitsada TANACHOT	THA	Idemitsu ATC - THAILAND	HONDA	2'14.862	6	11	3.147 0.160	216.8
16	8 Rakshith DAVE	IND	Idemitsu ATC - INDIA	HONDA	2'16.838	7	11	5.123 1.976	204.9
17	18 Chiranth VISHWANATH	IND	Idemitsu ATC - INDIA	HONDA	2'17.537	6	10	5.822 0.699	217.3
18	15 Achie SCHMIDT	AUS	Idemitsu ATC - AUSTRALIA	HONDA	2'18.551	3	3	6.836 1.014	216.8
19	17 Farhan NAQIB	MAL	Idemitsu ATC - MALAYSIA	HONDA	2'18.866	11	11	7.151 0.315	217.7

Practice condition: Dry

Air: 26°

Humidity: 52%

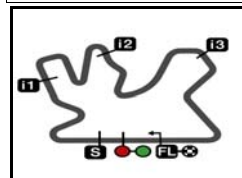
Ground: 46°

Fastest Lap: Lap: 10 Kiandra RAMADHIPA 2'11.715 147 Km/h

The results are provisional until the end of the limit for protest and appeals.

Time limit for protest expires 60' after publication of the results - ..... Time: .....

DORNA DATA PROCESSING TIMING SERVICE DORNA DATA PROCESSING TIMING SERVICE DORNA DATA PROCESSING TIMING SERVICE DORNA DATA PROCESSING TIMING SERVICE DORNA DATA PROCESSING TIMING SERVICE DORNA DATA PROCESSING TIMING SERVICE DORNA DATA PROCESSING TIMING SERVICE DORNA DATA PROCESSING TIMING SERVICE DORNA DATA PROCESSING TIMING SERVICE DORNA DATA PROCCESSS



5380 m.

## QATAR AIRWAYS GRAND PRIX OF QATAR

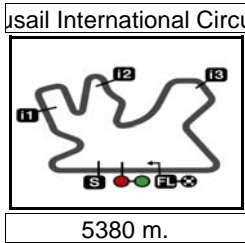
## Free Practice Nr. 1

## Top Speed &amp; Average

4



Rider	Nation	Motorcycle	Top 5 speeds					Average	Top
16 Ryota OGIWARA	JPN	HONDA	218.6	216.8	215.1	214.2	213.8	215.4	218.6
2 Zen MITANI	JPN	HONDA	218.1	216.8	214.2	213.4	212.5	215.0	218.1
11 Sarthak CHAVAN	IND	HONDA	218.1	216.8	215.5	214.2	213.0	215.5	218.1
13 Rama PUTRA	INA	HONDA	218.1	214.2	213.4	213.0	212.1	214.2	218.1
20 Kiattisak SINGHAPONG	THA	HONDA	218.1	213.0	212.1	207.2	206.5	210.0	218.1
12 Rikki HENRY	AUS	HONDA	217.7	216.0	213.8	212.1	211.7	214.3	217.7
17 Farhan NAQIB	MAL	HONDA	217.7	213.0	211.7	211.3	210.9	212.3	217.7
22 Alfonsi DAQUIGAN	PHI	HONDA	217.7	216.8	215.1	215.1	213.0	215.5	217.7
18 Chiranth VISHWANATH	IND	HONDA	217.3	209.7	204.1	201.8	201.1	206.8	217.3
15 Achie SCHMIDT	AUS	HONDA	216.8	210.9				213.9	216.8
19 Farish HAFIY	MAL	HONDA	216.8	215.5	215.1	214.7	214.2	215.1	216.8
23 Kitsada TANACHOT	THA	HONDA	216.8	212.1	211.7	211.7	209.3	212.3	216.8
6 Levi RUSSO	AUS	HONDA	216.4	216.4	215.1	214.2	213.0	215.0	216.4
9 Riichi TAKAHIRA	JPN	HONDA	215.5	214.2	211.7	210.9	210.1	212.5	215.5
14 Seiryu IKEGAMI	JPN	HONDA	215.5	214.7	213.8	213.4	211.3	213.7	215.5
10 Burapa WANMOON	THA	HONDA	213.8	213.8	213.0	213.0	213.0	213.3	213.8
7 Kiandra RAMADHIPA	INA	HONDA	213.0	212.1	212.1	211.7	211.7	212.1	213.0
21 Rintaro TAKEMOTO	JPN	HONDA	213.0	205.3	205.3	205.3	204.9	206.2	213.0
8 Rakshith DAVE	IND	HONDA	204.9	204.5	204.5	202.6	201.8	203.7	204.9



**QATAR AIRWAYS GRAND PRIX OF QATAR**  
**Free Practice Nr. 1**  
**Chronological Analysis of Performances**

**5**

\* Lap / Sector time cancelled      T1 Time from finish line to 1st intermediate      T3 Time from 2nd intermed. to 3rd intermed.  
P Crossing the finish line in pit lane      T2 Time from 1st intermed. to 2nd intermed.      T4 Time from 3rd intermediate to finish line

Lap	Lap Time	T1	T2	T3	T4	Speed	Lap	Lap Time	T1	T2	T3	T4	Speed
<b>1st 7 Kiandra RAMADHIP</b> Idemitsu ATC - INDO INA Runs=1 Total laps=12 Full laps=10 Valid laps=10							2	2'17.026	35.241	35.040	32.473	34.272	211.7
1	2'34.348	35.806	37.818	33.158	34.460		3	2'13.877	34.618	34.083	31.388	33.788	215.5
2	2'14.299	34.620	34.404	31.768	33.507	213.0	4	2'13.824	34.488	33.882	31.184	34.270	214.2
3	2'13.547	34.556	34.039	31.580	33.372	209.7	5	2'12.142	34.506	33.682	31.267	32.687	210.9
4	2'13.145	34.528	34.070	31.449	33.098	210.5	6	2'12.104	34.479	33.644	31.328	32.653	208.4
5	2'14.017	34.691	34.305	31.741	33.280	212.1	7	2'12.260	34.624	33.707	31.273	32.656	210.1
6	2'12.383	34.353	33.883	31.253	32.894	211.7	8	2'22.316	34.479	36.883	32.368	38.586	207.6
7	2'12.138	34.206	33.797	31.118	33.017	211.3	9	2'22.176 P	34.739	37.295	32.105	38.037	207.6
8	2'12.009	34.221	33.838	31.167	32.783	210.9	10	3'38.752	31.907	34.036	31.269	32.625	
9	2'11.787	34.152	33.664	31.299	32.672	211.7	11	2'12.103	34.477	33.618	31.047	32.961	207.6
10	2'11.715	34.161	33.670	31.104	32.780	211.7							
11	2'11.878	34.184	33.716	31.281	32.697	212.1							
12	2'17.549 P	34.553	34.434	32.182	36.380	210.9							
<b>2nd 20 Kiattisak SINGHAP</b> Idemitsu ATC - THAIL THA Runs=2 Total laps=11 Full laps=8 Valid laps=8							<b>5th 14 Seiryu IKEGAMI</b> Idemitsu ATC - JAPA JPN Runs=1 Total laps=11 Full laps=10 Valid laps=10						
1	2'40.854	34.163	37.235	32.668	35.742		1	2'35.462	34.899	38.278	33.043	34.917	
2	2'19.079	37.637	34.655	32.552	34.235	212.1	2	2'13.922	34.670	34.703	31.489	33.060	213.8
3	2'13.831	35.375	33.861	31.250	33.345	218.1	3	2'27.799	37.737	40.038	32.432	37.592	210.9
4	2'12.230	34.566	33.705	31.143	32.816	213.0	4	2'12.993	34.200	34.519	31.462	32.812	214.7
5	2'11.972	34.673	33.770	31.040	32.489	206.5	5	2'12.337	34.043	34.255	31.265	32.774	215.5
6	2'12.549	34.464	34.166	30.986	32.933	206.5	6	2'12.796	34.542	33.917	31.358	32.979	208.4
7	2'13.639	36.457	33.674	30.945	32.563	206.5	7	2'12.612	34.635	33.938	31.204	32.835	210.9
8	2'11.913	34.450	33.971	30.946	32.546	207.2	8	2'18.882	35.318	34.701	31.855	37.008	209.7
9	2'12.653	34.998	33.859	31.127	32.669	206.1	9	2'20.299	34.266	38.517	31.313	36.203	213.4
10	2'13.553 P	34.664	33.623	31.047	34.219	206.1	10	2'16.197	38.075	33.973	31.204	32.945	209.7
11	2'49.292	31.832	33.715	30.998	32.714		11	2'25.924	36.296	41.007	32.616	36.005	211.3
<b>3rd 2 Zen MITANI</b> Idemitsu ATC - JAPA JPN Runs=1 Total laps=11 Full laps=10 Valid laps=10							<b>6th 16 Ryota OGIWARA</b> Idemitsu ATC - JAPA JPN Runs=2 Total laps=11 Full laps=8 Valid laps=8						
1	2'36.116	33.683	36.222	33.230	40.443		1	2'40.277	34.600	39.258	32.188	33.577	
2	2'13.114	34.085	34.413	31.430	33.186	214.2	2	2'20.501	39.252	34.827	31.805	34.617	215.1
3	2'26.922	37.740	39.988	32.433	36.761	210.5	3	2'16.068	34.925	35.754	32.133	33.256	214.2
4	2'16.299	34.412	37.608	31.618	32.661	218.1	4	2'12.754	34.380	34.311	31.246	32.817	218.6
5	2'12.936	34.429	34.421	31.277	32.809	212.5	5	2'22.398	34.391	43.122	31.542	33.343	213.8
6	2'11.929	34.290	33.785	31.152	32.702	208.8	6	2'12.932	34.415	34.086	31.484	32.947	216.8
7	2'26.100	37.074	44.122	31.887	33.017	204.5	7	2'18.633 P	34.631	34.743	31.588	37.671	212.5
8	2'13.581	34.477	34.725	31.661	32.718	216.8	8	3'03.323	32.950	35.195	32.092	33.273	
9	2'12.530	34.265	33.924	31.451	32.890	213.4	9	2'12.912	34.606	34.172	31.222	32.912	212.1
10	2'12.228	34.248	33.989	31.187	32.804	211.3	10	2'12.463	34.458	34.094	31.149	32.762	211.3
11	2'27.243	38.843	39.842	32.595	35.963	201.1	11	2'12.438	34.406	34.029	31.159	32.844	213.8
<b>4th 9 Riichi TAKAHIRA</b> Idemitsu ATC - JAPA JPN Runs=2 Total laps=11 Full laps=8 Valid laps=8							<b>7th 19 Farish HAFIY</b> Idemitsu ATC - MALA MAL Runs=1 Total laps=11 Full laps=10 Valid laps=10						
1	2'42.617	33.460	36.165	32.091	34.299		1	2'38.678	34.499	38.137	34.350	36.103	
2							2	2'21.673	37.024	37.655	32.527	34.467	214.2
3							3	2'14.803	35.000	34.374	31.991	33.438	212.1
4							4	2'14.255	35.045	34.419	31.558	33.233	216.8
5							5	2'13.068	34.384	34.171	31.580	32.933	214.7

**Fastest Lap:** Kiandra RAMADHIP Idemitsu ATC - INDO INA 2'11.715 34.161 33.670 31.104 32.780

DORNA DATA PROCESSING TIMING SERVICE DORNA DATA PROCESSING TIMING SERVICE DORNA DATA PROCESSING TIMING SERVICE DORNA DATA PROCESSING TIMING SERVICE DORNA DATA PROCESSING TIMING SERVICE DORNA DATA PROCESSING TIMING SERVICE DORNA DATA PROCESSING TIMING SERVICE DORNA DATA PROCESSING TIMING SERVICE DORNA DATA PROCCESSS

# Free Practice Nr. 1

ATC

Lap	Lap Time	T1	T2	T3	T4	Speed	Lap	Lap Time	T1	T2	T3	T4	Speed
6	2'15.535	35.732	35.686	31.266	32.851	211.3	6	2'14.149	34.453	34.455	31.761	33.480	216.0
7	2'22.607	36.504	41.659	31.462	32.982	214.2	7	2'14.697	34.773	34.619	31.936	33.369	213.8
8	2'12.720	34.300	34.256	31.465	32.699	215.5	8	2'15.194	35.233	34.360	31.977	33.624	210.5
9	2'13.026	34.807	34.123	31.232	32.864	211.3	9	2'15.379	35.280	34.878	32.013	33.208	210.5
10	2'16.976	35.271	38.014	31.099	32.592	215.1	10	2'27.549	P 35.215	34.906	35.673	41.755	209.7
11	2'13.202	34.497	34.091	31.446	33.168	210.5	11	3'04.773	35.371	36.456	32.923	34.752	

8th	13	Rama PUTRA	Idemitsu ATC - INDO	INA		
Runs=1	Total laps=11	Full laps=10	Valid laps=10			
1	2'38.726	35.675	37.961	34.437	36.251	
2	2'21.802	38.069	36.023	33.228	34.482	212.1
3	2'17.432	35.135	35.727	32.084	34.486	218.1
4	2'16.565	34.737	35.341	32.022	34.465	213.0
5	2'15.660	35.076	34.916	31.925	33.743	208.4
6	2'14.897	35.189	34.570	31.744	33.394	210.5
7	2'14.388	34.566	34.762	31.554	33.506	214.2
8	2'15.557	36.564	34.192	31.668	33.133	207.6
9	2'14.654	34.711	34.798	31.564	33.581	211.3
10	2'12.985	34.408	34.095	31.403	33.079	213.4
11	2'24.700	37.119	41.880	32.082	33.619	207.2

12th	22	Alfonsi DAQUIGAN	Idemitsu ATC - PHILI	PHI		
Runs=1	Total laps=11	Full laps=10	Valid laps=10			
1	2'38.854	35.600	39.002	34.009	35.853	
2	2'20.593	35.544	36.466	33.492	35.091	212.5
3	2'19.503	36.796	36.333	32.487	33.887	212.1
4	2'15.941	34.843	35.231	32.208	33.659	215.1
5	2'15.490	34.757	35.063	31.957	33.713	212.5
6	2'15.153	35.044	34.768	31.691	33.650	217.7
7	2'14.240	34.751	34.495	31.516	33.478	216.8
8	2'14.676	35.199	34.436	31.589	33.452	215.1
9	2'14.367	34.611	34.524	31.788	33.444	212.1
10	2'20.707	34.882	37.970	34.149	33.706	213.0
11	2'14.564	34.891	34.561	31.870	33.242	210.9

9th	11	Sarthak CHAVAN	Idemitsu ATC - INDIA	IND		
Runs=1	Total laps=11	Full laps=10	Valid laps=10			
1	2'35.116	35.474	38.420	32.864	34.887	
2	2'24.359	35.937	35.045	35.312	38.065	211.7
3	2'15.857	35.441	34.728	31.975	33.713	208.4
4	2'15.295	34.924	35.014	31.817	33.540	218.1
5	2'17.296	36.773	34.967	31.976	33.580	212.1
6	2'17.918	34.942	37.590	31.902	33.484	209.7
7	2'14.598	34.776	34.516	31.790	33.516	215.5
8	2'14.949	34.988	34.511	32.040	33.410	210.9
9	2'14.416	34.708	34.587	31.796	33.325	213.0
10	2'13.483	34.504	34.222	31.554	33.203	216.8
11	2'19.230	35.491	37.628	32.228	33.883	214.2

13th	6	Levi RUSSO	Idemitsu ATC - AUST	AUS		
Runs=1	Total laps=11	Full laps=10	Valid laps=10			
1	2'33.180	35.118	36.452	33.084	35.572	
2	2'16.528	35.231	35.148	32.388	33.761	213.0
3	2'15.801	34.822	34.941	32.185	33.853	216.4
4	2'23.332	35.073	34.884	32.245	41.130	210.1
5	2'17.169	34.950	34.875	31.716	35.628	211.7
6	2'14.706	34.625	34.663	31.823	33.595	214.2
7	2'22.331	35.839	40.849	31.882	33.761	211.7
8	2'15.431	34.760	35.051	31.965	33.655	215.1
9	2'14.756	34.803	34.235	31.812	33.906	212.5
10	2'16.540	34.929	34.421	31.895	35.295	210.1
11	2'14.393	34.582	34.499	31.826	33.486	216.4

10th	21	Rintaro TAKEMOTO	Idemitsu ATC - JAPA	JPN		
Runs=2	Total laps=11	Full laps=8	Valid laps=8			
1	2'32.945	34.665	37.163	32.658	34.590	
2	2'16.409	35.297	34.928	32.171	34.013	205.3
3	2'14.791	34.895	34.430	31.931	33.535	213.0
4	2'14.547	34.903	34.351	31.936	33.357	204.9
5	2'14.552	34.884	34.402	31.978	33.288	204.9
6	2'14.288	34.844	34.304	31.743	33.397	205.3
7	2'15.324	P 34.846	34.524	31.743	34.211	204.9
8	3'48.446	32.556	34.406	31.815	33.427	
9	2'13.947	34.943	34.221	31.681	33.102	205.3
10	2'13.668	34.865	34.103	31.523	33.177	204.5
11	2'13.832	34.839	34.056	31.628	33.309	204.5

14th	10	Burapa WANMOON	Idemitsu ATC - THAIL	THA		
Runs=2	Total laps=10	Full laps=7	Valid laps=7			
1	2'39.423	35.466	38.567	34.017	36.263	
2	2'20.236	36.957	35.776	33.101	34.402	213.8
3	2'16.257	35.688	35.146	31.893	33.530	213.8
4	2'19.839	34.698	38.929	31.919	34.293	212.5
5	2'15.325	34.856	35.016	31.963	33.490	213.0
6	2'14.830	34.951	34.756	31.873	33.250	213.0
7	2'14.702	34.778	34.791	31.746	33.387	212.1
8	2'19.782	34.924	39.757	31.840	33.261	213.0
9	2'14.641	P 34.576	34.468	32.131	33.466	211.7
10	4'22.556	39.950	46.077	39.442	36.941	

11th	12	Rikki HENRY	Idemitsu ATC - AUST	AUS		
Runs=2	Total laps=11	Full laps=8	Valid laps=8			
1	2'37.947	35.464	38.232	34.469	35.677	
2	2'18.989	35.951	36.132	32.695	34.211	211.7
3	2'17.687	35.535	35.584	32.172	34.396	210.1
4	2'16.495	35.544	35.659	32.077	33.215	212.1
5	2'15.515	35.172	35.188	31.550	33.605	217.7

15th	23	Kitsada TANACHOT	Idemitsu ATC - THAIL	THA		
Runs=1	Total laps=11	Full laps=10	Valid laps=10			
1	2'39.176	36.227	38.701	34.105	36.388	
2	2'21.505	37.364	36.007	33.052	35.082	211.7
3	2'19.803	35.288	37.365	32.961	34.189	216.8
4	2'16.263	35.456	35.298	32.062	33.447	204.9
5	2'15.458	35.018	34.951	31.797	33.692	208.8
6	2'14.862	34.831	34.738	31.838	33.455	211.7

<b>Fastest Lap:</b> Kiandra RAMADHIPA	Idemitsu ATC - INDO	INA	2'11.715	34.161	33.670	31.104	32.780
---------------------------------------	---------------------	-----	----------	--------	--------	--------	--------

DORNA DATA PROCESSING TIMING SERVICE DORNA DATA PROCESSING TIMING SERVICE DORNA DATA PROCESSING TIMING SERVICE DORNA DATA PROCESSING TIMING SERVICE DORNA DATA PROCESSING TIMING SERVICE DORNA DATA PROCESSING TIMING SERVICE DORNA DATA PROCESSING TIMING SERVICE DORNA DATA PROCCESSS



## Free Practice Nr. 1

ATC

Lap	Lap Time	T1	T2	T3	T4	Speed	Lap	Lap Time	T1	T2	T3	T4	Speed
7	2'15.085	34.914	34.950	31.723	33.498	209.3							
8	2'16.823	35.114	35.285	31.895	34.529	207.6							
9	2'16.375	34.868	36.211	31.782	33.514	212.1							
10	2'15.965	35.402	35.002	31.957	33.604	204.9							
11	2'15.828	35.064	34.959	32.090	33.715	206.1							

**16th 8 Rakshith DAVE** Idemitsu ATC - INDIA IND  
Runs=1 Total laps=11 Full laps=10 Valid laps=10

1	2'36.941	36.241	37.919	33.731	37.233								
2	2'21.681	37.343	36.488	33.037	34.813	204.5							
3	2'19.960	36.678	35.975	32.812	34.495	198.5							
4	2'18.786	36.513	35.465	32.466	34.342	204.5							
5	2'17.479	35.823	35.080	32.154	34.422	204.9							
6	2'17.004	35.553	34.979	32.315	34.157	202.6							
7	2'16.838	35.598	34.899	32.188	34.153	201.1							
8	2'20.808	35.523	35.238	32.473	37.574	201.8							
9	2'29.711	44.198	35.645	35.694	34.174	199.2							
10	2'17.231	35.676	35.063	32.453	34.039	198.5							
11	2'18.480	36.179	35.052	32.935	34.314	197.8							

**17th 18 Chiranth VISHWAN** Idemitsu ATC - INDIA IND  
Runs=3 Total laps=10 Full laps=5 Valid laps=5

1	2'39.384	36.347	38.251	33.926	35.983								
2	2'20.197	36.147	36.089	32.953	35.008	217.3							
3	2'24.006	35.912	37.738	34.764	35.592	209.7							
4	2'30.532	38.430	43.019	34.442	34.641	204.1							
5	2'19.420	35.901	35.068	34.068	34.383	201.1							
6	2'17.537	35.728	34.748	32.977	34.084	200.3							
7	2'25.523 P	36.190	42.056	32.748	34.529	196.0							
8	4'02.232	38.699	34.627	33.152	34.556								
9	2'20.981 P	35.539	34.936	32.668	37.838	201.8							
10	2'57.177	33.660	35.284	33.229	34.365								

**18th 15 Achie SCHMIDT** Idemitsu ATC - AUST AUS  
Runs=1 Total laps=3 Full laps=2 Valid laps=2

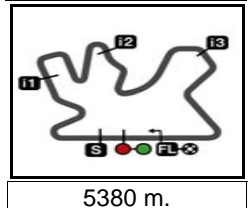
1	2'35.960	35.085	38.858	33.300	34.976								
2	2'18.956	35.750	36.008	32.762	34.436	216.8							
3	2'18.551	35.398	36.321	32.604	34.228	210.9							

**19th 17 Farhan NAQIB** Idemitsu ATC - MALA MAL  
Runs=1 Total laps=11 Full laps=10 Valid laps=10

1	2'38.691	35.973	38.932	34.755	36.580								
2	2'21.714	35.667	37.420	33.330	35.297	211.7							
3	2'21.757	35.336	37.223	33.282	35.916	217.7							
4	2'22.500	35.980	37.284	33.583	35.653	213.0							
5	2'21.233	35.866	37.011	33.335	35.021	211.3							
6	2'22.191	35.984	37.191	33.688	35.328	210.9							
7	2'21.657	35.821	37.318	33.460	35.058	210.9							
8	2'21.207	35.723	36.717	33.605	35.162	210.1							
9	2'21.732	35.932	36.623	33.398	35.779	210.9							
10	2'19.493	35.334	36.206	33.493	34.460	209.7							
11	2'18.866	35.159	35.530	33.004	35.173	210.1							

**Fastest Lap:** Kiandra RAMADHIPA Idemitsu ATC - INDO INA 2'11.715 34.161 33.670 31.104 32.780

DORNA DATA PROCESSING TIMING SERVICE DORNA DATA PROCESSING TIMING SERVICE DORNA DATA PROCESSING TIMING SERVICE DORNA DATA PROCESSING TIMING SERVICE DORNA DATA PROCESSING TIMING SERVICE DORNA DATA PROCESSING TIMING SERVICE DORNA DATA PROCESSING TIMING SERVICE DORNA DATA PROCESSING TIMING SERVICE DORNA DATA PROCCESSS



# QATAR AIRWAYS GRAND PRIX OF QATAR

## Free Practice Nr. 1

### Best Partial Times

**ATC**

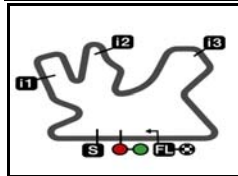
*IT* Ideal Lap Time, sum of the best partial times

*BT* Best Lap Time

<b>T1</b>		<b>T2</b>		<b>T3</b>		<b>T4</b>				<i>IT</i>	<i>BT</i>	
<i>Pos</i>	<i>Rider</i>	<i>Time</i>	<i>Rider</i>	<i>Time</i>	<i>Rider</i>	<i>Time</i>	<i>Rider</i>	<i>Time</i>	<i>Pos</i>	<i>Rider</i>	<i>IT</i>	<i>BT</i>
	1S.IKEGAMI	34.043	R.TAKAHIRA	33.618	K.SINGHAPONG	30.945	K.SINGHAPONG	32.489	1	<b>K.SINGHAPON</b>	2'11.507	2'11.913 (2)
	<b>2Z.MITANI</b>	<b>34.085</b>	<b>K.SINGHAPONG</b>	<b>33.623</b>	<b>R.TAKAHIRA</b>	<b>31.047</b>	<b>F.HAFIY</b>	<b>32.592</b>	2	<b>K.RAMADHIPA</b>	2'11.592	2'11.715 (1)
	3K.RAMADHIPA	34.152	K.RAMADHIPA	33.664	F.HAFIY	31.099	R.TAKAHIRA	32.625	3	<b>Z.MITANI</b>	2'11.683	2'11.929 (3)
	<b>4F.HAFIY</b>	<b>34.300</b>	<b>Z.MITANI</b>	<b>33.785</b>	<b>K.RAMADHIPA</b>	<b>31.104</b>	<b>Z.MITANI</b>	<b>32.661</b>	4	<b>R.TAKAHIRA</b>	2'11.767	2'12.103 (4)
	5R.OGIWARA	34.380	S.IKEGAMI	33.917	R.OGIWARA	31.149	K.RAMADHIPA	32.672	5	<b>S.IKEGAMI</b>	2'11.938	2'12.337 (5)
	<b>6R.PUTRA</b>	<b>34.408</b>	<b>R.OGIWARA</b>	<b>34.029</b>	<b>Z.MITANI</b>	<b>31.152</b>	<b>R.OGIWARA</b>	<b>32.762</b>	6	<b>F.HAFIY</b>	2'12.082	2'12.720 (7)
	7K.SINGHAPONG	34.450	R.TAKEMOTO	34.056	S.IKEGAMI	31.204	S.IKEGAMI	32.774	7	<b>R.OGIWARA</b>	2'12.320	2'12.438 (6)
	<b>8R.HENRY</b>	<b>34.453</b>	<b>F.HAFIY</b>	<b>34.091</b>	<b>R.PUTRA</b>	<b>31.403</b>	<b>R.PUTRA</b>	<b>33.079</b>	8	<b>R.PUTRA</b>	2'12.985	2'12.985 (8)
	9R.TAKAHIRA	34.477	R.PUTRA	34.095	A.DAQUIGAN	31.516	R.TAKEMOTO	33.102	9	<b>S.CHAVAN</b>	2'13.483	2'13.483 (9)
	<b>10S.CHAVAN</b>	<b>34.504</b>	<b>S.CHAVAN</b>	<b>34.222</b>	<b>R.TAKEMOTO</b>	<b>31.523</b>	<b>S.CHAVAN</b>	<b>33.203</b>	10	<b>R.TAKEMOTO</b>	2'13.520	2'13.668 (10)
	11B.WANMOON	34.576	L.RUSSO	34.235	R.HENRY	31.550	R.HENRY	33.208	11	<b>R.HENRY</b>	2'13.571	2'14.149 (11)
	<b>12L.RUSSO</b>	<b>34.582</b>	<b>R.HENRY</b>	<b>34.360</b>	<b>S.CHAVAN</b>	<b>31.554</b>	<b>A.DAQUIGAN</b>	<b>33.242</b>	12	<b>A.DAQUIGAN</b>	2'13.805	2'14.240 (12)
	13A.DAQUIGAN	34.611	A.DAQUIGAN	34.436	L.RUSSO	31.716	B.WANMOON	33.250	13	<b>L.RUSSO</b>	2'14.019	2'14.393 (13)
	<b>14K.TANACHOT</b>	<b>34.831</b>	<b>B.WANMOON</b>	<b>34.468</b>	<b>K.TANACHOT</b>	<b>31.723</b>	<b>K.TANACHOT</b>	<b>33.447</b>	14	<b>B.WANMOON</b>	2'14.040	2'14.702 (14)
	15R.TAKEMOTO	34.839	C.VISHWANATH	34.627	B.WANMOON	31.746	L.RUSSO	33.486	15	<b>K.TANACHOT</b>	2'14.739	2'14.862 (15)
	<b>16F.NAQIB</b>	<b>35.159</b>	<b>K.TANACHOT</b>	<b>34.738</b>	<b>R.DAVE</b>	<b>32.154</b>	<b>R.DAVE</b>	<b>34.039</b>	16	<b>R.DAVE</b>	2'16.615	2'16.838 (16)
	17A.SCHMIDT	35.398	R.DAVE	34.899	A.SCHMIDT	32.604	C.VISHWANATH	34.084	17	<b>C.VISHWANATH</b>	2'16.918	2'17.537 (17)
	<b>18R.DAVE</b>	<b>35.523</b>	<b>F.NAQIB</b>	<b>35.530</b>	<b>C.VISHWANATH</b>	<b>32.668</b>	<b>A.SCHMIDT</b>	<b>34.228</b>	18	<b>F.NAQIB</b>	2'18.153	2'18.866 (19)
	19C.VISHWANATH	35.539	A.SCHMIDT	36.008	F.NAQIB	33.004	F.NAQIB	34.460	19	<b>A.SCHMIDT</b>	2'18.238	2'18.551 (18)








5380 m.

## QATAR AIRWAYS GRAND PRIX OF QATAR

## Free Practice Nr. 1

## Fastest Laps Sequence

<i>Practice Time</i>	 <i>Rider</i>	<i>Nation</i>	<i>Motorcycle</i>	<i>Time</i>	<i>Km/h</i>	<i>Rider's Lap</i>
4'48.647	7 Kiandra RAMADHIPA	INA	HONDA	2'14.299	144.2	2
4'49.230	2 Zen MITANI	JPN	HONDA	2'13.114	145.4	2
9'25.994	20 Kiattisak SINGHAPONG	THA	HONDA	2'12.230	146.4	4
11'37.966	20 Kiattisak SINGHAPONG	THA	HONDA	2'11.972	146.7	5
13'57.316	2 Zen MITANI	JPN	HONDA	2'11.929	146.8	6
18'16.067	20 Kiattisak SINGHAPONG	THA	HONDA	2'11.913	146.8	8
20'17.673	7 Kiandra RAMADHIPA	INA	HONDA	2'11.787	146.9	9
22'29.388	7 Kiandra RAMADHIPA	INA	HONDA	2'11.715	147.0	10