

5380 m.

## QATAR AIRWAYS GRAND PRIX OF QATAR

## Free Practice Nr. 2

## Classification

9

Rider	Nation	Team	Motorcycle	Time	Lap	Total	Gap	Top Speed
1 2 Zen MITANI	JPN	Idemitsu ATC - JAPAN	HONDA	<b>2'10.704</b>	7	12		<b>217.7</b>
2 16 Ryota OGIWARA	JPN	Idemitsu ATC - JAPAN	HONDA	<b>2'10.909</b>	4	11	0.205 0.205	<b>216.4</b>
3 14 Seiryu IKEGAMI	JPN	Idemitsu ATC - JAPAN	HONDA	<b>2'11.052</b>	10	12	0.348 0.143	<b>217.7</b>
4 9 Riichi TAKAHIRA	JPN	Idemitsu ATC - JAPAN	HONDA	<b>2'11.171</b>	3	12	0.467 0.119	<b>209.7</b>
5 7 Kiandra RAMADHIPA	INA	Idemitsu ATC - INDONESIA	HONDA	<b>2'11.197</b>	4	12	0.493 0.026	<b>214.7</b>
6 21 Rintaro TAKEMOTO	JPN	Idemitsu ATC - JAPAN	HONDA	<b>2'11.428</b>	5	12	0.724 0.231	<b>214.2</b>
7 20 Kiattisak SINGHAPONG	THA	Idemitsu ATC - THAILAND	HONDA	<b>2'11.616</b>	4	8	0.912 0.188	<b>203.0</b>
8 19 Farish HAFIY	MAL	Idemitsu ATC - MALAYSIA	HONDA	<b>2'11.760</b>	11	11	1.056 0.144	<b>208.8</b>
9 13 Rama PUTRA	INA	Idemitsu ATC - INDONESIA	HONDA	<b>2'11.817</b>	10	12	1.113 0.057	<b>216.0</b>
10 11 Sarthak CHAVAN	IND	Idemitsu ATC - INDIA	HONDA	<b>2'12.344</b>	6	12	1.640 0.527	<b>214.7</b>
11 22 Alfonsi DAQUIGAN	PHI	Idemitsu ATC - PHILIPPINES	HONDA	<b>2'12.526</b>	8	12	1.822 0.182	<b>215.1</b>
12 6 Levi RUSSO	AUS	Idemitsu ATC - AUSTRALIA	HONDA	<b>2'12.930</b>	12	12	2.226 0.404	<b>215.5</b>
13 12 Rikki HENRY	AUS	Idemitsu ATC - AUSTRALIA	HONDA	<b>2'13.452</b>	5	11	2.748 0.522	<b>217.3</b>
14 10 Burapa WANMOON	THA	Idemitsu ATC - THAILAND	HONDA	<b>2'13.468</b>	6	11	2.764 0.016	<b>215.5</b>
15 23 Kitsada TANACHOT	THA	Idemitsu ATC - THAILAND	HONDA	<b>2'13.670</b>	10	12	2.966 0.202	<b>211.7</b>
16 18 Chiranth VISHWANATH	IND	Idemitsu ATC - INDIA	HONDA	<b>2'14.159</b>	7	11	3.455 0.489	<b>209.7</b>
17 17 Farhan NAQIB	MAL	Idemitsu ATC - MALAYSIA	HONDA	<b>2'14.267</b>	7	11	3.563 0.108	<b>216.8</b>
18 15 Achie SCHMIDT	AUS	Idemitsu ATC - AUSTRALIA	HONDA	<b>2'14.376</b>	10	11	3.672 0.109	<b>217.3</b>
19 8 Rakshith DAVE	IND	Idemitsu ATC - INDIA	HONDA	<b>2'15.607</b>	5	11	4.903 1.231	<b>204.1</b>

Practice condition: Dry

Air: 23°

Humidity: 79%

Ground: 32°

Fastest Lap:

Lap: 7

Zen MITANI

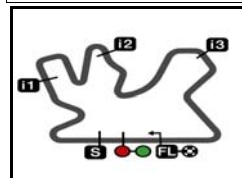
2'10.704

148.1 Km/h

The results are provisional until the end of the limit for protest and appeals.

Time limit for protest expires 60' after publication of the results - ..... Time: .....

DORNA DATA PROCESSING TIMING SERVICE DORNA DATA PROCESSING TIMING SERVICE DORNA DATA PROCESSING TIMING SERVICE DORNA DATA PROCESSING TIMING SERVICE DORNA DATA PROCESSING TIMING SERVICE DORNA DATA PROCESSING TIMING SERVICE DORNA DATA PROCESSING TIMING SERVICE DORNA DATA PROCESSING TIMING SERVICE DORNA DATA PROCESSING TIMING SERVICE DORNA DATA PROCESSING TIMING SERVICE DORNA DATA PROCCESSS



5380 m.

## QATAR AIRWAYS GRAND PRIX OF QATAR

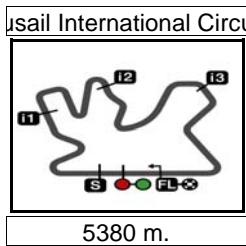
## Free Practice Nr. 2

## Top Speed &amp; Average

4



Rider	Nation	Motorcycle	Top 5 speeds					Average	Top
2 Zen MITANI	JPN	HONDA	217.7	213.4	212.5	211.7	208.4	212.0	217.7
14 Seiryu IKEGAMI	JPN	HONDA	217.7	214.7	213.0	211.3	211.3	213.6	217.7
12 Rikki HENRY	AUS	HONDA	217.3	211.7	211.3	210.9	210.5	212.3	217.3
15 Achie SCHMIDT	AUS	HONDA	217.3	215.5	214.7	213.4	212.5	214.7	217.3
17 Farhan NAQIB	MAL	HONDA	216.8	216.0	214.7	213.0	211.7	214.4	216.8
16 Ryota OGIWARA	JPN	HONDA	216.4	215.1	214.7	214.7	209.7	214.1	216.4
13 Rama PUTRA	INA	HONDA	216.0	214.2	213.4	211.7	210.5	213.2	216.0
6 Levi RUSSO	AUS	HONDA	215.5	212.1	212.1	210.1	209.7	211.3	215.5
10 Burapa WANMOON	THA	HONDA	215.5	212.5	212.1	211.3	210.1	212.3	215.5
22 Alfonsi DAQUIGAN	PHI	HONDA	215.1	213.8	213.8	210.5	210.1	212.7	215.1
7 Kiandra RAMADHIPA	INA	HONDA	214.7	213.8	211.7	210.9	209.7	212.2	214.7
11 Sarthak CHAVAN	IND	HONDA	214.7	214.2	212.5	212.5	212.1	213.2	214.7
21 Rintaro TAKEMOTO	JPN	HONDA	214.2	212.1	210.5	209.3	208.8	211.0	214.2
23 Kitsada TANACHOT	THA	HONDA	211.7	209.7	208.0	206.5	206.1	208.4	211.7
9 Riichi TAKAHIRA	JPN	HONDA	209.7	208.8	207.2	206.8	206.5	207.6	209.7
18 Chiranth VISHWANATH	IND	HONDA	209.7	208.8	208.0	207.6	204.9	207.8	209.7
19 Farish HAFIY	MAL	HONDA	208.8	207.2	207.2	207.2	206.8	207.4	208.8
8 Rakshith DAVE	IND	HONDA	204.1	200.3	200.3	200.0	199.2	200.5	204.1
20 Kiattisak SINGHAPONG	THA	HONDA	203.0	203.0	202.6	202.2	201.4	202.4	203.0



Results and timing service provided by

ATC

# QATAR AIRWAYS GRAND PRIX OF QATAR

## Free Practice Nr. 2

### Chronological Analysis of Performances

5

\* Lap / Sector time cancelled      T1 Time from finish line to 1st intermediate      T3 Time from 2nd intermed. to 3rd intermed.  
P Crossing the finish line in pit lane      T2 Time from 1st intermed. to 2nd intermed.      T4 Time from 3rd intermediate to finish line

Lap	Lap Time	T1	T2	T3	T4	Speed	Lap	Lap Time	T1	T2	T3	T4	Speed							
<b>1st 2 Zen MITANI</b> Idemitsu ATC - JAPA JPN Runs=1 Total laps=12 Full laps=11 Valid laps=11							1	2'43.780	32.892	35.029	31.980	33.017		2	2'12.198	34.652	33.660	31.318	32.568	204.9
1	2'28.436	34.013	38.736	31.820	33.976		3	2'11.171	34.489	33.457	30.967	32.258	206.5	4	2'12.572	34.536	34.380	30.958	32.698	209.7
2	2'11.607	34.367	33.593	31.137	32.510	217.7	5	2'11.974	34.380	34.076	30.996	32.522	204.1	6	2'11.232	34.306	33.501	30.894	32.531	206.5
3	2'16.675	39.320	33.859	31.003	32.493	204.1	7	2'11.244	34.385	33.383	31.075	32.401	208.8	8	2'12.019	34.450	33.553	31.287	32.729	206.1
4	2'10.944	33.974	33.502	30.996	32.472	213.4	9	2'11.883	34.437	33.502	31.115	32.829	206.1	10	2'12.183	34.508	33.603	31.372	32.700	206.8
5	2'11.409	34.408	33.508	31.017	32.476	204.5	11	2'12.324	34.521	33.806	31.264	32.733	205.3	12	2'12.990	34.534	33.760	31.555	33.141	207.2
6	2'15.089	37.261	34.109	31.139	32.580	204.1														
7	2'10.704	34.096	33.372	30.890	32.346	208.4	<b>5th 7 Kiandra RAMADHIP</b> Idemitsu ATC - INDO INA Runs=1 Total laps=12 Full laps=11 Valid laps=11													
8	2'15.101	37.429	33.984	31.117	32.571	206.1	1	2'27.800	33.989	37.027	32.052	34.209								
9	2'11.879	34.370	34.028	30.884	32.597	208.4	2	2'14.920	35.191	34.786	31.255	33.688	206.5							
10	2'11.745	34.002	34.034	31.138	32.571	212.5	3	2'11.807	34.341	33.744	30.964	32.758	209.7							
11	2'12.025	34.125	33.875	31.289	32.736	211.7	4	2'11.197	34.337	33.678	30.750	32.432	208.0							
12	2'14.196	36.035	33.923	31.172	33.066	202.6	5	2'11.387	34.008	33.668	31.022	32.689	214.7							
							6	2'17.502	38.890	33.911	31.086	33.615	207.6							
<b>2nd 16 Ryota OGIWARA</b> Idemitsu ATC - JAPA JPN Runs=2 Total laps=11 Full laps=8 Valid laps=8							7	2'12.454	34.610	33.882	31.057	32.905	213.8							
1	2'28.293	33.582	36.482	31.632	34.485		8	2'11.653	34.320	33.644	31.027	32.662	206.8							
2	2'15.327	34.734	35.091	31.048	34.454	216.4	9	2'11.644	34.056	33.736	31.100	32.752	210.9							
3	2'10.926	34.062	33.395	30.802	32.667	214.7	10	2'11.852	34.279	33.775	31.024	32.774	208.8							
4	2'10.909	34.271	33.464	30.851	32.323	209.3	11	2'15.907	37.167	34.407	31.267	33.066	207.6							
5	2'17.555	40.361	34.004	30.809	32.381	209.7	12	2'11.786	33.994	33.608	31.100	33.084	211.7							
6	2'11.717	34.186	33.824	31.067	32.640	215.1														
7	2'12.943 P	33.589	33.471	30.849	35.034	214.7	<b>6th 21 Rintaro TAKEMOTO</b> Idemitsu ATC - JAPA JPN Runs=1 Total laps=12 Full laps=11 Valid laps=11													
8	3'53.487	32.514	34.471	31.108	32.863		1	2'28.093	33.912	36.056	33.474	34.599								
9	2'11.626	34.444	33.652	30.919	32.611	208.8	2	2'14.763	35.148	35.194	31.269	33.152	212.1							
10	2'12.031	34.542	33.923	30.917	32.649	208.0	3	2'13.689	34.704	33.986	31.464	33.535	214.2							
11	2'12.082	34.454	33.814	31.043	32.771	208.8	4	2'11.481	34.194	33.801	30.926	32.560	207.6							
							5	2'11.428	34.305	33.648	30.984	32.491	207.2							
<b>3rd 14 Seiryu IKEGAMI</b> Idemitsu ATC - JAPA JPN Runs=1 Total laps=12 Full laps=11 Valid laps=11							6	2'12.431	34.475	33.660	31.334	32.962	205.7							
1	2'28.885	33.928	39.358	31.849	33.508		7	2'12.852	34.747	33.876	31.381	32.848	202.2							
2	2'13.764	34.463	34.939	31.311	33.051	214.7	8	2'12.836	34.830	33.767	31.328	32.911	204.9							
3	2'14.932	37.220	33.925	31.094	32.693	211.3	9	2'13.098	34.844	33.945	31.350	32.959	202.2							
4	2'11.733	34.305	33.632	31.072	32.724	211.3	10	2'12.294	34.387	34.016	31.231	32.660	209.3							
5	2'11.479	34.461	33.519	30.943	32.556	209.3	11	2'12.937	34.689	34.228	31.103	32.917	210.5							
6	2'12.632	34.397	34.274	31.118	32.843	209.3	12	2'12.731	34.548	34.053	31.203	32.927	208.8							
7	2'11.502	34.361	33.549	31.072	32.520	207.6														
8	2'15.645	38.176	33.943	30.966	32.560	209.7	<b>7th 20 Kiattisak SINGHAP</b> Idemitsu ATC - THAIL THA Runs=2 Total laps=8 Full laps=7 Valid laps=9													
9	2'11.092	33.771	33.856	30.877	32.588	217.7	unfinished	31.125	37.917	32.565										
10	2'11.052	34.218	33.379	30.933	32.522	207.2														
11	2'13.274	34.853	34.658	31.198	32.565	210.9														
12	2'12.045	34.227	33.744	31.220	32.854	213.0														
<b>4th 9 Riichi TAKAHIRA</b> Idemitsu ATC - JAPA JPN Runs=1 Total laps=12 Full laps=11 Valid laps=11																				

**Fastest Lap:** Zen MITANI Idemitsu ATC - JAPA JPN 2'10.704 34.096 33.372 30.890 32.346

DORNA DATA PROCESSING TIMING SERVICE DORNA DATA PROCESSING TIMING SERVICE DORNA DATA PROCESSING TIMING SERVICE DORNA DATA PROCESSING TIMING SERVICE DORNA DATA PROCESSING TIMING SERVICE DORNA DATA PROCESSING TIMING SERVICE DORNA DATA PROCESSING TIMING SERVICE DORNA DATA PROCCESSS





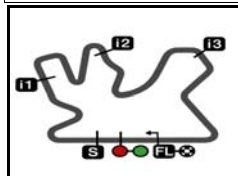
# Free Practice Nr. 2

# ATC

Lap	Lap Time	T1	T2	T3	T4	Speed	Lap	Lap Time	T1	T2	T3	T4	Speed	
<b>15th</b>	<b>23</b>	<b>Kitsada TANACHOT</b> Idemitsu ATC - THAIL THA						<b>19th</b>	<b>8</b>	<b>Rakshith DAVE</b> Idemitsu ATC - INDIA IND				
		Runs=1	Total laps=12	Full laps=11	Valid laps=11				Runs=1	Total laps=11	Full laps=10	Valid laps=10		
1	2'29.355	34.446	37.701	32.734	33.810		1	2'28.409	34.369	37.157	33.709	35.010		
2	2'15.928	34.890	35.650	31.980	33.408	211.7	2	2'20.709	36.666	35.334	33.926	34.783	204.1	
3	2'14.042	34.963	34.484	31.518	33.077	206.5	3	2'17.835	36.573	34.601	32.446	34.215	200.3	
4	2'14.325	34.819	34.573	31.479	33.454	208.0	4	2'15.868	35.518	34.360	32.399	33.591	199.2	
5	2'14.261	35.005	34.474	31.659	33.123	203.7	5	2'15.607	35.471	34.239	32.082	33.815	200.3	
6	2'14.449	35.106	34.548	31.561	33.234	202.6	6	2'16.078	35.497	34.368	32.286	33.927	200.0	
7	2'15.378	36.634	34.142	31.449	33.153	201.1	7	2'16.366	35.555	34.477	32.033	34.301	199.2	
8	2'15.953	35.369	34.746	32.473	33.365	206.1	8	2'16.209	35.700	34.615	32.027	33.867	196.0	
9	2'14.583	35.178	34.635	31.602	33.168	201.8	9	2'15.825	35.684	34.230	32.158	33.753	197.4	
10	2'13.670	35.059	34.196	31.319	33.096	202.2	10	2'20.470	36.898	37.951	31.888	33.733	197.0	
11	2'14.360	34.831	34.601	31.655	33.273	209.7	11	2'17.284	35.542	34.778	32.296	34.668	197.0	
12	2'14.122	35.066	34.399	31.461	33.196	200.7								
<b>16th</b>	<b>18</b>	<b>Chiranth VISHWAN</b> Idemitsu ATC - INDIA IND												
		Runs=2	Total laps=11	Full laps=8	Valid laps=8									
1	2'29.315	34.472	37.992	32.873	34.527									
2	2'19.817	36.144	36.952	32.289	34.432	207.6								
3	2'16.246	35.459	34.797	32.437	33.553	204.1								
4	2'14.960	35.876	34.117	31.858	33.109	196.0								
5	2'15.058	35.046	34.653	31.818	33.541	204.9								
6	2'15.594	35.261	34.626	32.099	33.608	208.8								
7	2'14.159	34.792	34.389	31.752	33.226	208.0								
8	2'33.289	41.652	45.494	32.463	33.680	209.7								
9	3'47.617	32.322	35.400	34.119	33.066									
10	2'17.228	34.988	34.324	31.597	36.319	198.5								
11	2'17.052	35.128	34.686	32.955	34.283	203.3								
<b>17th</b>	<b>17</b>	<b>Farhan NAQIB</b> Idemitsu ATC - MALA MAL												
		Runs=1	Total laps=11	Full laps=10	Valid laps=10									
1	2'27.808	33.964	37.522	33.361	34.959									
2	2'17.650	36.151	35.706	31.938	33.855	210.5								
3	2'15.972	34.993	34.930	32.335	33.714	210.5								
4	2'16.913	35.121	35.510	32.641	33.641	210.1								
5	2'16.506	35.166	35.179	32.091	34.070	213.0								
6	2'15.928	35.086	34.723	32.561	33.558	208.4								
7	2'14.267	34.608	34.612	31.472	33.575	214.7								
8	2'16.177	35.044	34.829	32.777	33.527	211.7								
9	2'14.467	34.489	34.835	31.721	33.422	216.8								
10	2'15.230	34.877	34.591	31.899	33.863	216.0								
11	2'17.473	35.000	35.046	32.835	34.592	210.5								
<b>18th</b>	<b>15</b>	<b>Achie SCHMIDT</b> Idemitsu ATC - AUST AUS												
		Runs=1	Total laps=11	Full laps=10	Valid laps=10									
1	2'29.723	33.950	38.147	32.696	34.460									
2	2'17.537	35.468	35.816	32.200	34.053	217.3								
3	2'16.000	35.081	34.865	32.219	33.835	212.5								
4	2'16.467	35.201	35.308	32.099	33.859	210.1								
5	2'15.700	35.308	34.797	31.918	33.677	205.3								
6	2'14.906	35.027	34.716	31.759	33.404	213.4								
7	2'14.996	34.862	34.418	32.198	33.518	211.3								
8	2'15.572	35.319	34.550	32.338	33.365	210.9								
9	2'14.659	34.716	34.602	31.894	33.447	214.7								
10	2'14.376	34.510	34.613	31.977	33.276	215.5								
11	2'14.925	35.009	34.658	31.820	33.438	210.9								

<b>Fastest Lap:</b> Zen MITANI	Idemitsu ATC - JAPA JPN	<b>2'10.704</b>	34.096	33.372	30.890	32.346
--------------------------------	-------------------------	-----------------	--------	--------	--------	--------

DORNA DATA PROCESSING TIMING SERVICE DORNA DATA PROCESSING TIMING SERVICE DORNA DATA PROCESSING TIMING SERVICE DORNA DATA PROCESSING TIMING SERVICE DORNA DATA PROCESSING TIMING SERVICE DORNA DATA PROCESSING TIMING SERVICE DORNA DATA PROCESSING TIMING SERVICE DORNA DATA PROCESSING TIMING SERVICE DORNA DATA PROCESSING TIMING SERVICE DORNA DATA PROCCESSS




5380 m.

## QATAR AIRWAYS GRAND PRIX OF QATAR

## Free Practice Nr. 2

## Combined Practice Times

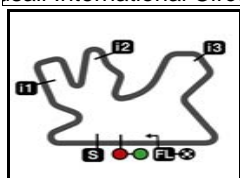
	Rider	Nation	Team	MOTORCYCLE	FP1	FP2	Gap
1	<b>2 Z.MITANI</b>	JPN	Idemitsu ATC - JAPAN	HONDA	2'11.929	6 <b>2'10.704</b>	7
2	<b>16 R.OGIWARA</b>	JPN	Idemitsu ATC - JAPAN	HONDA	2'12.438	11 <b>2'10.909</b>	4 0.205 0.205
3	<b>14 S.IKEGAMI</b>	JPN	Idemitsu ATC - JAPAN	HONDA	2'12.337	5 <b>2'11.052</b>	10 0.348 0.143
4	<b>9 R.TAKAHIRA</b>	JPN	Idemitsu ATC - JAPAN	HONDA	2'12.103	11 <b>2'11.171</b>	3 0.467 0.119
5	<b>7 K.RAMADHIPA</b>	INA	Idemitsu ATC - INDONESIA	HONDA	2'11.715	10 <b>2'11.197</b>	4 0.493 0.026
6	<b>21 R.TAKEMOTO</b>	JPN	Idemitsu ATC - JAPAN	HONDA	2'13.668	10 <b>2'11.428</b>	5 0.724 0.231
7	<b>20 K.SINGHAPONG</b>	THA	Idemitsu ATC - THAILAND	HONDA	2'11.913	8 <b>2'11.616</b>	4 0.912 0.188
8	<b>19 F.HAFIY</b>	MAL	Idemitsu ATC - MALAYSIA	HONDA	2'12.720	8 <b>2'11.760</b>	11 1.056 0.144
9	<b>13 R.PUTRA</b>	INA	Idemitsu ATC - INDONESIA	HONDA	2'12.985	10 <b>2'11.817</b>	10 1.113 0.057
10	<b>11 S.CHAVAN</b>	IND	Idemitsu ATC - INDIA	HONDA	2'13.483	10 <b>2'12.344</b>	6 1.640 0.527
11	<b>22 A.DAQUIGAN</b>	PHI	Idemitsu ATC - PHILIPPINES	HONDA	2'14.240	7 <b>2'12.526</b>	8 1.822 0.182
12	<b>6 L.RUSSO</b>	AUS	Idemitsu ATC - AUSTRALIA	HONDA	2'14.393	11 <b>2'12.930</b>	12 2.226 0.404
13	<b>12 R.HENRY</b>	AUS	Idemitsu ATC - AUSTRALIA	HONDA	2'14.149	6 <b>2'13.452</b>	5 2.748 0.522
14	<b>10 B.WANMOON</b>	THA	Idemitsu ATC - THAILAND	HONDA	2'14.702	7 <b>2'13.468</b>	6 2.764 0.016
15	<b>23 K.TANACHOT</b>	THA	Idemitsu ATC - THAILAND	HONDA	2'14.862	6 <b>2'13.670</b>	10 2.966 0.202
16	<b>18 C.VISHWANATH</b>	IND	Idemitsu ATC - INDIA	HONDA	2'17.537	6 <b>2'14.159</b>	7 3.455 0.489
17	<b>17 F.NAQIB</b>	MAL	Idemitsu ATC - MALAYSIA	HONDA	2'18.866	11 <b>2'14.267</b>	7 3.563 0.108
18	<b>15 A.SCHMIDT</b>	AUS	Idemitsu ATC - AUSTRALIA	HONDA	2'18.551	3 <b>2'14.376</b>	10 3.672 0.109
19	<b>8 R.DAVE</b>	IND	Idemitsu ATC - INDIA	HONDA	2'16.838	7 <b>2'15.607</b>	5 4.903 1.231

**Pole Position Record:** 2015 **Nakarin ATIRATPHUVAPAT** **2'10.607** 148.2 Km/h

The results are provisional until the end of the limit for protest and appeals.

Time limit for protest expires 60' after publication of the results - ..... Time: .....

DORNA DATA PROCESSING TIMING SERVICE DORNA DATA PROCESSING TIMING SERVICE DORNA DATA PROCESSING TIMING SERVICE DORNA DATA PROCESSING TIMING SERVICE DORNA DATA PROCESSING TIMING SERVICE DORNA DATA PROCESSING TIMING SERVICE DORNA DATA PROCESSING TIMING SERVICE DORNA DATA PROCESSING TIMING SERVICE DORNA DATA PROCCEESSS



5380 m.

# QATAR AIRWAYS GRAND PRIX OF QATAR

## Free Practice Nr. 2

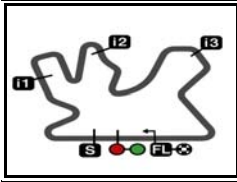
### Best Partial Times

# ATC

*IT* Ideal Lap Time, sum of the best partial times

*BT* Best Lap Time

T1		T2		T3		T4						
Pos	Rider	Time	Rider	Time	Rider	Time	Rider	Time	Pos	Rider	IT	BT
1R	OGIWARA	33.589	Z.MITANI	33.372	K.RAMADHIPA	30.750	R.TAKAHIRA	32.258	1	R.OGIWARA	2'10.109	2'10.909 (2)
2S	IKEGAMI	33.771	S.IKEGAMI	33.379	R.OGIWARA	30.802	R.OGIWARA	32.323	2	S.IKEGAMI	2'10.547	2'11.052 (3)
3Z	MITANI	33.974	R.TAKAHIRA	33.383	S.IKEGAMI	30.877	Z.MITANI	32.346	3	Z.MITANI	2'10.576	2'10.704 (1)
4K	RAMADHIPA	33.994	R.OGIWARA	33.395	K.SINGHAPONG	30.882	K.SINGHAPONG	32.415	4	K.RAMADHIPA	2'10.784	2'11.197 (5)
5R	PUTRA	34.184	K.SINGHAPONG	33.502	Z.MITANI	30.884	K.RAMADHIPA	32.432	5	R.TAKAHIRA	2'10.841	2'11.171 (4)
6R	TAKEMOTO	34.194	F.HAFIY	33.584	R.TAKAHIRA	30.894	R.TAKEMOTO	32.491	6	R.TAKEMOTO	2'11.259	2'11.428 (6)
7B	WANMOON	34.279	K.RAMADHIPA	33.608	R.TAKEMOTO	30.926	S.CHAVAN	32.503	7	K.SINGHAPON	2'11.401	2'11.616 (7)
8A	DAQUIGAN	34.284	R.TAKEMOTO	33.648	F.HAFIY	31.004	S.IKEGAMI	32.520	8	R.PUTRA	2'11.586	2'11.817 (9)
9R	TAKAHIRA	34.306	R.PUTRA	33.720	A.DAQUIGAN	31.009	F.HAFIY	32.561	9	F.HAFIY	2'11.667	2'11.760 (8)
10S	CHAVAN	34.335	S.CHAVAN	33.751	R.PUTRA	31.055	R.PUTRA	32.627	10	S.CHAVAN	2'11.725	2'12.344 (10)
11L	RUSSO	34.453	L.RUSSO	33.850	S.CHAVAN	31.136	B.WANMOON	32.940	11	A.DAQUIGAN	2'12.287	2'12.526 (11)
12R	HENRY	34.484	A.DAQUIGAN	34.033	K.TANACHOT	31.319	A.DAQUIGAN	32.961	12	L.RUSSO	2'12.725	2'12.930 (12)
13F	NAQIB	34.489	R.HENRY	34.065	R.HENRY	31.359	R.HENRY	32.967	13	R.HENRY	2'12.875	2'13.452 (13)
14A	SCHMIDT	34.510	C.VISHWANATH	34.117	L.RUSSO	31.392	L.RUSSO	33.030	14	B.WANMOON	2'12.980	2'13.468 (14)
15F	HAFIY	34.518	K.TANACHOT	34.142	F.NAQIB	31.472	C.VISHWANATH	33.066	15	K.TANACHOT	2'13.357	2'13.670 (15)
16K	SINGHAPONG	34.602	B.WANMOON	34.213	B.WANMOON	31.548	K.TANACHOT	33.077	16	C.VISHWANATH	2'13.572	2'14.159 (16)
17C	VISHWANATH	34.792	R.DAVE	34.230	C.VISHWANATH	31.597	A.SCHMIDT	33.276	17	A.SCHMIDT	2'13.963	2'14.376 (18)
18K	TANACHOT	34.819	A.SCHMIDT	34.418	A.SCHMIDT	31.759	F.NAQIB	33.422	18	F.NAQIB	2'13.974	2'14.267 (17)
19R	DAVE	35.471	F.NAQIB	34.591	R.DAVE	31.888	R.DAVE	33.591	19	R.DAVE	2'15.180	2'15.607 (19)




5380 m.

## QATAR AIRWAYS GRAND PRIX OF QATAR

## Free Practice Nr. 2

## Fastest Laps Sequence

<i>Practice Time</i>	 <i>Rider</i>	<i>Nation</i>	<i>Motorcycle</i>	<i>Time</i>	<i>Km/h</i>	<i>Rider's Lap</i>
<b>4'40.043</b>	<b>2 Zen MITANI</b>	JPN	HONDA	<b>2'11.607</b>	147.1	2
<b>6'54.546</b>	<b>16 Ryota OGIWARA</b>	JPN	HONDA	<b>2'10.926</b>	147.9	3
<b>9'05.455</b>	<b>16 Ryota OGIWARA</b>	JPN	HONDA	<b>2'10.909</b>	147.9	4
<b>15'44.864</b>	<b>2 Zen MITANI</b>	JPN	HONDA	<b>2'10.704</b>	148.1	7