

5380 m.

QATAR AIRWAYS GRAND PRIX OF QATAR
Qualifying Practice
Classification

6

	Rider	Nation	Team	Motorcycle	Time	Lap	Total	Gap	Top Speed
1	2 Zen MITANI	JPN	Idemitsu ATC - JAPAN	HONDA	2'11.006	5	11		216.0
2	9 Riichi TAKAHIRA	JPN	Idemitsu ATC - JAPAN	HONDA	2'11.117	5	11	0.111 0.111	219.0
3	20 Kiattisak SINGHAPONG	THA	Idemitsu ATC - THAILAND	HONDA	2'11.158	3	9	0.152 0.041	218.1
4	7 Kiandra RAMADHIPA	INA	Idemitsu ATC - INDONESIA	HONDA	2'11.162	11	11	0.156 0.004	210.9
5	16 Ryota OGIWARA	JPN	Idemitsu ATC - JAPAN	HONDA	2'11.184	4	11	0.178 0.022	214.2
6	14 Seiryu IKEGAMI	JPN	Idemitsu ATC - JAPAN	HONDA	2'11.577	3	10	0.571 0.393	217.7
7	19 Farish HAFIY	MAL	Idemitsu ATC - MALAYSIA	HONDA	2'11.628	5	11	0.622 0.051	215.5
8	21 Rintaro TAKEMOTO	JPN	Idemitsu ATC - JAPAN	HONDA	2'12.002	3	12	0.996 0.374	215.1
9	6 Levi RUSSO	AUS	Idemitsu ATC - AUSTRALIA	HONDA	2'12.708	6	11	1.702 0.706	214.7
10	22 Alfonsi DAQUIGAN	PHI	Idemitsu ATC - PHILIPPINES	HONDA	2'12.996	9	11	1.990 0.288	215.1
11	12 Rikki HENRY	AUS	Idemitsu ATC - AUSTRALIA	HONDA	2'13.091	9	11	2.085 0.095	216.0
12	10 Burapa WANMOON	THA	Idemitsu ATC - THAILAND	HONDA	2'13.485	9	10	2.479 0.394	218.1
13	11 Sarthak CHAVAN	IND	Idemitsu ATC - INDIA	HONDA	2'13.497	11	11	2.491 0.012	217.7
14	13 Rama PUTRA	INA	Idemitsu ATC - INDONESIA	HONDA	2'13.760	5	11	2.754 0.263	215.5
15	15 Achie SCHMIDT	AUS	Idemitsu ATC - AUSTRALIA	HONDA	2'14.047	10	12	3.041 0.287	216.8
16	23 Kitsada TANACHOT	THA	Idemitsu ATC - THAILAND	HONDA	2'14.207	11	11	3.201 0.160	216.0
17	18 Chiranth VISHWANATH	IND	Idemitsu ATC - INDIA	HONDA	2'14.825	3	11	3.819 0.618	208.8
18	17 Farhan NAQIB	MAL	Idemitsu ATC - MALAYSIA	HONDA	2'15.161	3	11	4.155 0.336	218.1
19	8 Rakshith DAVE	IND	Idemitsu ATC - INDIA	HONDA	2'15.279	3	11	4.273 0.118	207.2

Practice condition: Dry

Air: 26°

Humidity: 46%

Ground: 43°

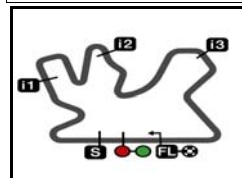
Fastest Lap:

Lap: 5	Zen MITANI	2'11.006	147.8 Km/h
--------	------------	----------	------------

The results are provisional until the end of the limit for protest and appeals.

Time limit for protest expires 60' after publication of the results - Time:

DORNA DATA PROCESSING TIMING SERVICE DORNA DATA PROCESSING TIMING SERVICE DORNA DATA PROCESSING TIMING SERVICE DORNA DATA PROCESSING TIMING SERVICE DORNA DATA PROCESSING TIMING SERVICE DORNA DATA PROCESSING TIMING SERVICE DORNA DATA PROCESSING TIMING SERVICE DORNA DATA PROCESSING TIMING SERVICE DORNA DATA PROCCESSS



5380 m.

QATAR AIRWAYS GRAND PRIX OF QATAR

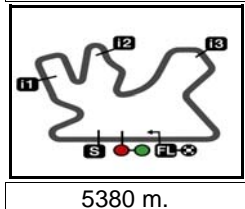
Qualifying Practice

Top Speed & Average

7



Rider	Nation	Motorcycle	Top 5 speeds					Average	Top
9 Riichi TAKAHIRA	JPN	HONDA	219.0	210.9	210.9	209.7	209.3	211.2	219.0
10 Burapa WANMOON	THA	HONDA	218.1	214.7	214.2	210.5	210.1	213.5	218.1
17 Farhan NAQIB	MAL	HONDA	218.1	213.4	213.0	210.9	208.8	212.8	218.1
20 Kiattisak SINGHAPONG	THA	HONDA	218.1	217.3	214.7	213.0	210.5	214.7	218.1
11 Sarthak CHAVAN	IND	HONDA	217.7	216.0	213.8	208.4	207.6	212.7	217.7
14 Seiryu IKEGAMI	JPN	HONDA	217.7	215.1	210.9	209.3	208.8	212.4	217.7
15 Achie SCHMIDT	AUS	HONDA	216.8	214.7	214.7	214.7	214.2	215.0	216.8
2 Zen MITANI	JPN	HONDA	216.0	212.5	210.1	209.7	203.3	209.2	216.0
12 Rikki HENRY	AUS	HONDA	216.0	214.2	213.8	213.4	213.4	214.2	216.0
23 Kitsada TANACHOT	THA	HONDA	216.0	214.7	213.0	210.9	207.2	212.4	216.0
13 Rama PUTRA	INA	HONDA	215.5	214.7	213.0	213.0	212.1	213.7	215.5
19 Farish HAFIY	MAL	HONDA	215.5	213.8	213.4	211.7	211.3	213.1	215.5
21 Rintaro TAKEMOTO	JPN	HONDA	215.1	213.8	211.3	210.1	207.6	211.6	215.1
22 Alfonsi DAQUIGAN	PHI	HONDA	215.1	214.2	210.1	208.0	208.0	210.6	215.1
6 Levi RUSSO	AUS	HONDA	214.7	213.0	211.7	210.9	208.8	211.8	214.7
16 Ryota OGIWARA	JPN	HONDA	214.2	208.4	207.6	207.6	207.2	208.7	214.2
7 Kiandra RAMADHIPA	INA	HONDA	210.9	210.5	209.7	208.8	208.4	209.5	210.9
18 Chiranth VISHWANATH	IND	HONDA	208.8	208.0	204.9	204.5	200.3	205.3	208.8
8 Rakshith DAVE	IND	HONDA	207.2	203.0	202.6	199.6	198.5	202.2	207.2



QATAR AIRWAYS GRAND PRIX OF QATAR

Qualifying Practice

Chronological Analysis of Performances

8

* Lap / Sector time cancelled T1 Time from finish line to 1st intermediate T3 Time from 2nd intermed. to 3rd intermed.
P Crossing the finish line in pit lane T2 Time from 1st intermed. to 2nd intermed. T4 Time from 3rd intermediate to finish line

Lap	Lap Time	T1	T2	T3	T4	Speed	Lap	Lap Time	T1	T2	T3	T4	Speed							
1st 2 Zen MITANI Idemitsu ATC - JAPA JPN Runs=2 Total laps=11 Full laps=8 Valid laps=8							5	2'15.354	35.052	34.487	32.114	33.701	206.5	6	2'20.138	35.089	34.638	32.109	38.302	210.5
1	2'28.999	31.834	34.553	31.548	32.903		7	2'11.303	34.354	33.680	30.860	32.409	210.9	8	2'11.325	34.326	33.590	30.954	32.455	209.7
2	2'12.406	34.164	33.910	31.292	33.040	212.5	9	2'17.507 P	38.383	34.545	31.238	33.341	208.4	10	2'58.394	33.696	34.425	31.218	32.789	
3	2'11.509	34.201	33.744	30.802	32.762	216.0	11	2'11.162	34.476	33.446	30.721	32.519	206.8							
4	2'13.009	34.280	34.395	31.685	32.649	209.7														
5	2'11.006	34.261	33.521	30.836	32.388	210.1														
6	2'23.819 P	36.960	34.374	34.052	38.433	203.0														
7	3'48.800	31.075	33.866	30.996	32.655		5th 16 Ryota OGIWARA Idemitsu ATC - JAPA JPN Runs=2 Total laps=11 Full laps=8 Valid laps=8													
8	2'11.844	34.683	33.598	31.081	32.482	202.6	1	2'25.769	33.066	35.577	31.531	33.156		2	2'12.236	34.549	33.995	30.952	32.740	214.2
9	2'11.680	34.667	33.511	30.995	32.507	203.3	3	2'11.459	34.621	33.487	30.797	32.554	207.6	4	2'11.184	34.565	33.482	30.733	32.404	207.2
10	2'11.648	34.675	33.484	30.909	32.580	203.3	5	2'11.491	34.659	33.479	30.730	32.623	206.1	6	2'26.615 P	42.784	34.891	31.342	37.598	205.7
11	2'11.653	34.557	33.624	30.960	32.512	203.0	7	3'45.444	33.940	34.566	31.265	32.805		8	2'11.374	34.517	33.329	30.984	32.544	208.4
2nd 9 Riichi TAKAHIRA Idemitsu ATC - JAPA JPN Runs=1 Total laps=11 Full laps=10 Valid laps=10							9	2'11.215	34.641	33.447	30.669	32.458	207.6	10	2'12.221	34.572	33.380	30.973	33.296	206.5
1	2'26.150	32.521	35.776	31.517	33.273		11	2'11.409	34.578	33.553	30.907	32.371	207.2							
2	2'13.515	34.588	34.310	31.627	32.990	219.0														
3	2'11.982	34.509	33.687	30.841	32.945	206.8														
4	2'14.899	34.856	33.709	31.120	35.214	205.3														
5	2'11.117	34.131	33.570	30.787	32.629	210.9														
6	2'14.117	35.509	34.097	31.500	33.011	209.3														
7	2'11.901	34.552	33.845	30.963	32.541	209.3	6th 14 Seiryu IKEGAMI Idemitsu ATC - JAPA JPN Runs=2 Total laps=10 Full laps=7 Valid laps=7													
8	2'31.081	41.728	41.099	31.824	36.430	204.1	1	2'26.946	32.172	35.331	31.942	33.212		2	2'13.378	34.464	34.621	31.424	32.869	217.7
9	2'12.952	34.341	33.803	31.101	33.707	209.3	3	2'11.577	34.226	33.519	30.946	32.886	215.1	4	2'12.832	34.517	34.057	31.019	33.239	209.3
10	2'19.232	34.584	36.970	31.620	36.058	209.7	5	2'12.376	34.617	33.567	31.330	32.862	208.8	6	2'24.368 P	34.488	36.819	34.082	38.979	210.9
11	2'14.476	34.989	33.964	32.816	32.707	210.9	7	4'30.317	41.141	41.321	31.731	32.921		8	2'11.841	34.649	33.522	31.026	32.644	205.3
3rd 20 Kiattisak SINGHAP Idemitsu ATC - THAIL THA Runs=2 Total laps=9 Full laps=5 Valid laps=5							9	2'23.043	37.837	36.377	31.569	37.260	204.9	10	2'13.653	35.398	34.078	31.361	32.816	204.9
1	2'27.121	32.694	41.570	31.616	33.092															
2	2'13.756	34.638	34.685	31.517	32.916	218.1														
3	2'11.158	34.370	33.711	30.626	32.451	217.3														
4	2'13.212	35.073	33.989	31.480	32.670	213.0														
5	2'13.339	34.492	35.216	31.071	32.560	210.5														
6	2'20.874 P	34.535	33.561	31.092	41.686	208.8														
7	4'33.194	37.214	41.453	31.564	33.182		7th 19 Farish HAFIY Idemitsu ATC - MALA MAL Runs=1 Total laps=11 Full laps=10 Valid laps=10													
8	2'11.342	34.632	33.443	30.904	32.363	214.7	1	2'34.913	32.013	35.319	32.099	33.358		2	2'13.759	35.071	34.077	31.414	33.197	207.2
9	2'29.032 P	37.652	41.864	31.323	38.193	206.5	3	2'12.513	34.781	33.847	31.152	32.733	206.8	4	2'12.488	34.664	33.942	30.995	32.887	208.0
4th 7 Kiandra RAMADHIP Idemitsu ATC - INDO INA Runs=2 Total laps=11 Full laps=8 Valid laps=8							5	2'11.628	34.381	33.644	30.850	32.753	211.3	6	2'14.171	34.466	34.554	31.389	33.762	213.8
1	2'21.625	32.508	35.272	31.644	33.447		7	2'16.010	36.887	34.652	31.449	33.022	208.0	8	2'17.073	35.155	36.857	31.699	33.362	213.4
2	2'12.289	34.490	33.822	31.135	32.842	208.4	9	2'12.106	34.179	33.714	31.563	32.650	211.7							
3	2'11.754	34.358	33.627	31.132	32.637	208.8														
4	2'11.450	34.338	33.476	30.935	32.701	208.0														

Fastest Lap: Zen MITANI Idemitsu ATC - JAPA JPN 2'11.006 34.261 33.521 30.836 32.388

DORNA DATA PROCESSING TIMING SERVICE DORNA DATA PROCESSING TIMING SERVICE DORNA DATA PROCESSING TIMING SERVICE DORNA DATA PROCESSING TIMING SERVICE DORNA DATA PROCESSING TIMING SERVICE DORNA DATA PROCESSING TIMING SERVICE DORNA DATA PROCESSING TIMING SERVICE DORNA DATA PROCCESSS



Qualifying Practice

ATC

Lap	Lap Time	T1	T2	T3	T4	Speed	Lap	Lap Time	T1	T2	T3	T4	Speed
10	2'22.404	36.337	37.884	32.725	35.458	208.8	9	2'13.091	34.703	33.885	31.337	33.166	210.5
11	2'12.997	35.048	33.916	31.315	32.718	215.5	10	2'20.128	34.980	38.014	31.747	35.387	207.6
8th 21 Rintaro TAKEMOTO Idemitsu ATC - JAPA JPN Runs=1 Total laps=12 Full laps=11 Valid laps=11							12th 10 Burupa WANMOON Idemitsu ATC - THAIL THA Runs=1 Total laps=10 Full laps=8 Valid laps=8						
1	2'25.488	33.242	35.310	31.842	33.812		1	2'27.370	32.527	36.049	32.002	33.461	
2	2'14.471	35.201	34.550	31.568	33.152	215.1	2	2'15.710	34.763	34.834	32.361	33.752	218.1
3	2'12.002	34.649	33.680	30.909	32.764	210.1	3	2'13.828	34.820	34.257	31.455	33.296	214.7
4	2'12.585	34.512	34.128	30.994	32.951	211.3	4	2'14.276	34.744	34.981	31.411	33.140	210.5
5	2'13.406	34.897	34.115	31.249	33.145	201.1	5	2'13.772	34.799	34.392	31.612	32.969	206.5
6	2'12.963	34.344	33.982	31.374	33.263	213.8	6	2'14.924	35.630	34.658	31.503	33.133	210.1
7	2'12.836	34.833	34.009	31.167	32.827	205.7	7	2'33.248	35.484	52.268	32.400	33.096	214.2
8	2'12.336	34.744	33.827	31.005	32.760	207.6	8	2'14.064	34.943	34.497	31.539	33.085	204.9
9	2'15.787	35.005	36.019	31.603	33.160	204.5	9	2'13.485	34.778	34.222	31.392	33.093	205.7
10	2'14.621	35.143	34.141	32.233	33.104	200.7	10	2'38.055 P	40.793	36.327	34.107	46.828	206.1
11	2'17.488	38.467	34.239	31.663	33.119	200.3	13th 11 Sarthak CHAVAN Idemitsu ATC - INDIA IND Runs=1 Total laps=11 Full laps=10 Valid laps=10						
12	2'13.567	35.050	34.075	31.349	33.093	200.3	1	2'26.661	33.525	36.147	32.333	34.124	
9th 6 Levi RUSSO Idemitsu ATC - AUST AUS Runs=1 Total laps=11 Full laps=10 Valid laps=10							2	2'15.022	34.616	35.279	31.613	33.514	216.0
1	2'24.039	32.633	35.932	32.222	34.488		3	2'13.777	34.257	34.322	31.911	33.287	217.7
2	2'14.664	35.138	34.261	31.674	33.591	207.6	4	2'13.655	34.979	34.167	31.515	32.994	204.9
3	2'13.145	34.652	33.883	31.398	33.212	208.8	5	2'13.691	35.145	33.980	31.537	33.029	204.9
4	2'13.073	34.753	34.109	31.321	32.890	205.7	6	2'18.335	39.488	34.444	31.349	33.054	202.2
5	2'12.881	34.482	33.898	31.388	33.113	210.9	7	2'13.591	34.791	34.438	31.459	32.903	207.6
6	2'12.708	34.374	33.845	31.400	33.089	211.7	8	2'18.628	34.834	35.776	34.860	33.158	213.8
7	2'15.665	37.467	33.896	31.313	32.989	205.3	9	2'13.729	34.788	34.129	31.373	33.439	207.2
8	2'26.251	39.740	41.116	32.052	33.343	205.3	10	2'19.989	36.151	35.371	32.888	35.579	202.6
9	2'15.938	36.480	34.654	31.349	33.455	208.0	11	2'13.497	35.177	34.241	31.279	32.800	208.4
10	2'18.841	34.536	34.609	33.826	35.870	213.0	14th 13 Rama PUTRA Idemitsu ATC - INDO INA Runs=1 Total laps=11 Full laps=10 Valid laps=10						
11	2'13.890	35.147	34.460	31.301	32.982	214.7	1	2'26.577	33.626	36.159	32.320	34.186	
10th 22 Alfonsi DAQUIGAN Idemitsu ATC - PHILI PHI Runs=1 Total laps=11 Full laps=10 Valid laps=10							2	2'16.539	35.472	34.786	32.168	34.113	214.7
1	2'28.185	33.271	36.281	31.935	34.536		3	2'14.258	34.895	34.432	31.499	33.432	212.1
2	2'14.674	34.616	34.553	31.841	33.664	214.2	4	2'14.441	34.746	34.897	31.551	33.247	215.5
3	2'13.582	34.860	34.239	31.298	33.185	215.1	5	2'13.760	34.870	34.239	31.453	33.198	209.7
4	2'30.212	34.802			33.551	208.0	6	2'14.051	34.519	34.466	31.299	33.767	213.0
5	2'16.041	35.324	35.199	32.222	33.296	206.8	7	2'14.763	34.808	34.370	32.122	33.463	210.9
6	2'14.828	35.934	34.372	31.536	32.986	205.3	8	2'22.890	35.138	36.384	37.622	33.746	204.9
7	2'14.210	34.776	34.367	31.658	33.409	206.5	9	2'14.176	35.071	34.377	31.545	33.183	204.9
8	2'13.601	34.958	33.888	31.527	33.228	205.7	10	2'15.546	34.990	34.225	31.329	35.002	205.7
9	2'12.996	34.646	34.130	31.269	32.951	208.0	11	2'14.164	35.255	34.758	31.298	32.853	213.0
10	2'13.744	34.689	34.126	31.606	33.323	210.1	15th 15 Achie SCHMIDT Idemitsu ATC - AUST AUS Runs=1 Total laps=12 Full laps=11 Valid laps=11						
11	2'13.618	34.928	34.203	31.257	33.230	208.0	1	2'25.555	32.463	36.068	32.382	33.978	
11th 12 Rikki HENRY Idemitsu ATC - AUST AUS Runs=1 Total laps=11 Full laps=10 Valid laps=10							2	2'15.534	34.948	35.257	31.927	33.402	216.8
1	2'24.128	32.366	35.900	32.759	33.922		3	2'15.184	34.681	34.780	31.951	33.772	214.7
2	2'16.602	35.225	35.458	32.150	33.769	210.1	4	2'14.423	34.781	34.682	31.724	33.236	214.2
3	2'15.994	35.542	34.751	31.607	34.094	213.8	5	2'14.070	34.916	34.523	31.595	33.036	208.8
4	2'15.846	34.744	35.071	31.799	34.232	216.0	6	2'14.272	34.896	34.468	31.508	33.400	207.2
5	2'14.022	34.728	34.701	31.102	33.491	214.2	7	2'17.077	35.031	37.440	31.555	33.051	207.2
6	2'13.469	35.003	34.214	31.424	32.828	206.8	8	2'14.248	34.751	34.519	31.636	33.342	214.7
7	2'15.273	35.551	35.219	31.396	33.107	213.4	9	2'17.694	37.259	34.424	31.518	34.493	208.8
8	2'18.648	34.853	38.978	31.563	33.254	213.0							

Fastest Lap: Zen MITANI Idemitsu ATC - JAPA JPN 2'11.006 34.261 33.521 30.836 32.388

DORNA DATA PROCESSING TIMING SERVICE DORNA DATA PROCESSING TIMING SERVICE DORNA DATA PROCESSING TIMING SERVICE DORNA DATA PROCESSING TIMING SERVICE DORNA DATA PROCESSING TIMING SERVICE DORNA DATA PROCESSING TIMING SERVICE DORNA DATA PROCESSING TIMING SERVICE DORNA DATA PROCESSING TIMING SERVICE DORNA DATA PROCESSING TIMING SERVICE DORNA DATA PROCCESSS



Qualifying Practice

ATC

Lap	Lap Time	T1	T2	T3	T4	Speed	Lap	Lap Time	T1	T2	T3	T4	Speed
10	2'14.047	34.712	34.488	31.655	33.192	214.7	9	2'15.725	35.847	34.310	31.829	33.739	195.6
11	2'14.769	35.050	34.531	31.728	33.460	207.6	10	2'15.471	35.518	34.448	31.698	33.807	197.4
12	2'18.189	35.175	37.870	31.961	33.183	206.8	11	2'17.672	35.672	35.131	32.179	34.690	198.5

16th 23 Kitsada TANACHOT Idemitsu ATC - THAIL THA
 Runs=1 Total laps=11 Full laps=10 Valid laps=10

1	2'25.764	32.784	36.295	32.878	33.958								
2	2'15.739	35.151	35.014	32.134	33.440	214.7							
3	2'14.704	34.443	34.842	31.501	33.918	216.0							
4	2'14.901	35.097	35.057	31.452	33.295	206.8							
5	2'14.213	34.980	34.657	31.408	33.168	203.3							
6	2'14.437	34.776	34.739	31.408	33.514	210.9							
7	2'14.801	34.723	34.736	31.801	33.541	213.0							
8	2'24.341	36.988	41.534	32.208	33.611	202.6							
9	2'14.395	35.232	34.462	31.451	33.250	200.7							
10	2'14.922	35.223	35.159	31.355	33.185	202.2							
11	2'14.207	34.640	35.183	31.381	33.003	207.2							

17th 18 Chiranth VISHWAN Idemitsu ATC - INDIA IND
 Runs=1 Total laps=11 Full laps=10 Valid laps=10

1	2'24.762	32.803	35.620	32.273	34.390								
2	2'17.281	35.623	35.317	32.174	34.167	204.5							
3	2'14.825	35.071	34.585	31.760	33.409	208.8							
4	2'15.386	35.159	34.893	31.984	33.350	208.0							
5	2'20.786	35.396	35.618	33.821	35.951	204.9							
6	2'16.653	35.338	35.100	32.237	33.978	200.3							
7	2'15.935	35.951	34.593	31.859	33.532	196.0							
8	2'55.388	40.979	39.402	45.948	49.059	183.0							
9	2'28.070	36.014	44.754	33.807	33.495	196.7							
10	2'15.711	35.618	34.259	31.664	34.170	196.7							
11	2'29.421	35.720	47.573	32.395	33.733	197.4							

18th 17 Farhan NAQIB Idemitsu ATC - MALA MAL
 Runs=1 Total laps=11 Full laps=10 Valid laps=10

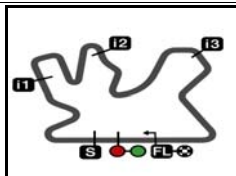
1	2'24.169	32.469	36.208	32.840	34.092								
2	2'16.706	35.596	34.882	32.513	33.715	210.9							
3	2'15.161	34.585	34.656	32.044	33.876	218.1							
4	2'30.895	34.859			34.442	213.4							
5	2'16.968	35.005	35.167	33.088	33.708	213.0							
6	2'16.330	35.067	35.152	32.253	33.858	208.0							
7	2'16.274	35.175	35.106	32.265	33.728	207.6							
8	2'16.316	35.118	34.927	32.459	33.812	208.8							
9	2'22.624	36.116	38.370	33.718	34.420	208.0							
10	2'20.702	37.062	36.394	32.555	34.691	207.6							
11	2'16.655	35.444	34.881	32.392	33.938	207.2							

19th 8 Rakshith DAVE Idemitsu ATC - INDIA IND
 Runs=1 Total laps=11 Full laps=10 Valid laps=10

1	2'25.528	33.422	36.156	32.682	34.308								
2	2'17.554	35.722	35.162	32.394	34.276	202.6							
3	2'15.279	35.386	34.368	31.616	33.909	207.2							
4	2'16.840	35.328	35.511	32.052	33.949	203.0							
5	2'16.901	35.569	35.034	31.956	34.342	199.6							
6	2'16.233	35.758	34.275	32.474	33.726	196.0							
7	2'16.449	35.871	34.778	31.890	33.910	195.2							
8	2'17.569	35.928	35.310	32.208	34.123	196.0							

Fastest Lap: Zen MITANI Idemitsu ATC - JAPA JPN 2'11.006 34.261 33.521 30.836 32.388

DORNA DATA PROCESSING TIMING SERVICE DORNA DATA PROCESSING TIMING SERVICE DORNA DATA PROCESSING TIMING SERVICE DORNA DATA PROCESSING TIMING SERVICE DORNA DATA PROCESSING TIMING SERVICE DORNA DATA PROCESSING TIMING SERVICE DORNA DATA PROCESSING TIMING SERVICE DORNA DATA PROCESSING TIMING SERVICE DORNA DATA PROCCESSS



QATAR AIRWAYS GRAND PRIX OF QATAR
Official Starting Grid

5380 m.

Race : 12 laps = 64.56 km

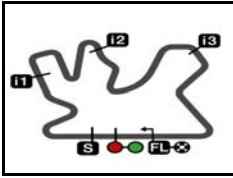


1	1 2'11.006 2 Zen MITANI Honda	2	2 2'11.117 9 Riichi TAKAHIRA Honda	3	3 2'11.158 20 Kiattisak SINGHAPONG Honda
2	4 2'11.162 7 Kiandra RAMADHIPA Honda	3	5 2'11.184 16 Ryota OGIWARA Honda	4	6 2'11.577 14 Seiryu IKEGAMI Honda
3	7 2'11.628 19 Farish HAFIY Honda	4	8 2'12.002 21 Rintaro TAKEMOTO Honda	5	9 2'12.708 6 Levi RUSSO Honda
4	10 2'12.996 22 Alfonsi DAQUIGAN Honda	5	11 2'13.091 12 Rikki HENRY Honda	6	12 2'13.485 10 Burapa WANMOON Honda
5	13 2'13.497 11 Sarthak CHAVAN Honda	6	14 2'13.760 13 Rama PUTRA Honda	7	15 2'14.047 15 Achie SCHMIDT Honda
6	16 2'14.207 23 Kitsada TANACHOT Honda	7	17 2'14.825 18 Chiranth VISHWANATH Honda	8	18 2'15.161 17 Farhan NAQIB Honda
7	19 2'15.279 8 Rakshith DAVE Honda				

The results are provisional until the end of the limit for protest and appeals and until the ratification of the Event Management Committee.

Time limit for protest expires 60' at the latest after publication of the results - Time:

DORNA DATA PROCESSING TIMING SERVICE DORNA DATA PROCESSING TIMING SERVICE DORNA DATA PROCESSING TIMING SERVICE DORNA DATA PROCESSING TIMING SERVICE DORNA DATA PROCESSING TIMING SERVICE DORNA DATA PROCESSING TIMING SERVICE DORNA DATA PROCESSING TIMING SERVICE DORNA DATA PROCESSING TIMING SERVICE DORNA DATA PROCCEESSS




5380 m.

QATAR AIRWAYS GRAND PRIX OF QATAR

Qualifying Practice

Fastest Laps Sequence

<i>Practice Time</i>	 <i>Rider</i>	<i>Nation</i>	<i>Motorcycle</i>	<i>Time</i>	<i>Km/h</i>	<i>Rider's Lap</i>
4'33.914	7 Kiandra RAMADHIPA	INA	HONDA	2'12.289	146.4	2
4'38.005	16 Ryota OGIWARA	JPN	HONDA	2'12.236	146.4	2
6'45.668	7 Kiandra RAMADHIPA	INA	HONDA	2'11.754	147.0	3
6'49.464	16 Ryota OGIWARA	JPN	HONDA	2'11.459	147.3	3
6'52.035	20 Kiattisak SINGHAPONG	THA	HONDA	2'11.158	147.6	3
11'16.929	2 Zen MITANI	JPN	HONDA	2'11.006	147.8	5